

Respiratory Virus Summary (2018-2019 Season)

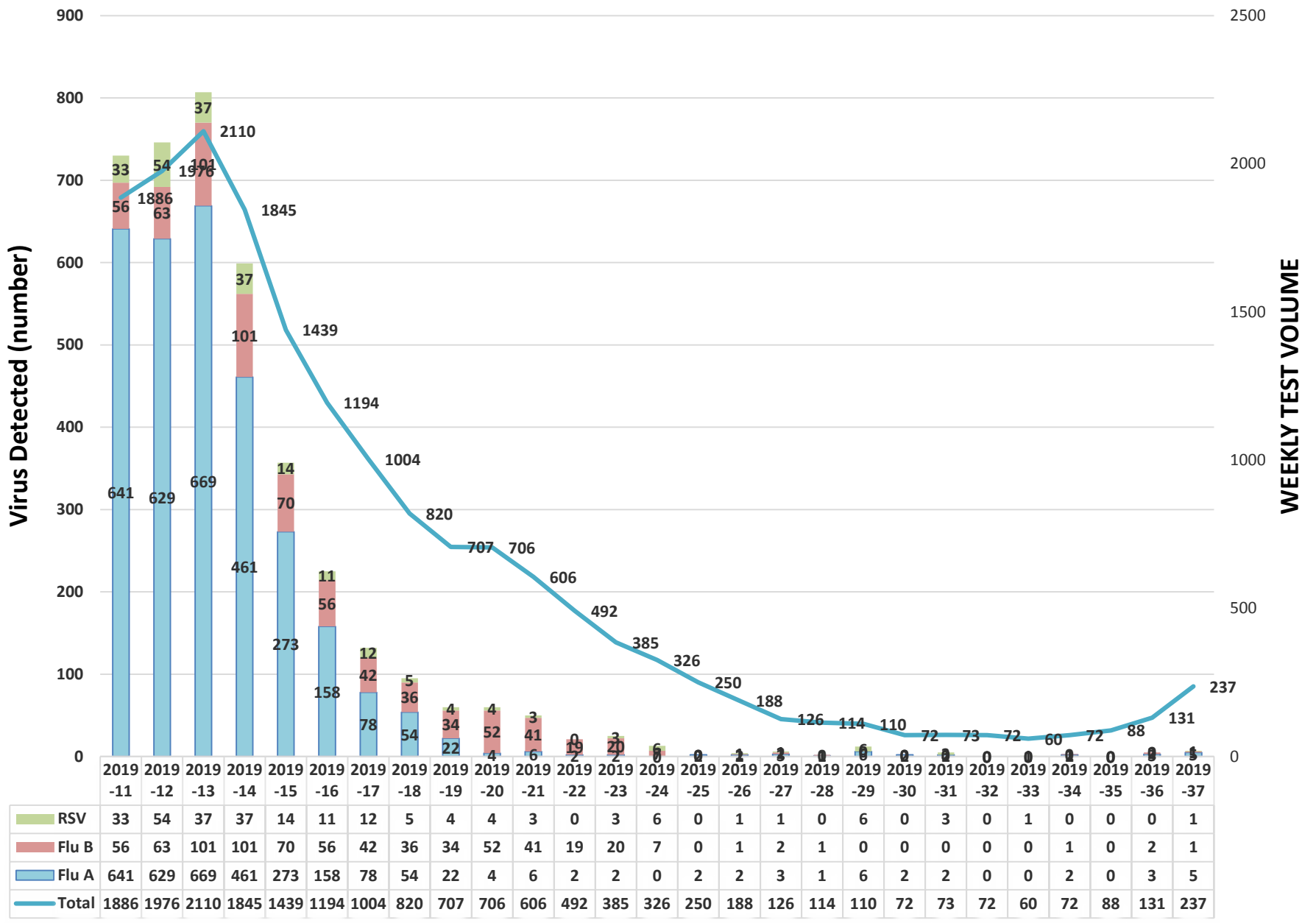
Week: 2019-37

Ending September 14, 2019

Beaumont

Rapid Influenza & RSV by PCR

Beaumont



Respiratory Virus Panel by PCR

Beaumont

Virus Detected (number)

250

200

150

100

50

0

600

500

400

300













200

100

0

WEEKLY TEST VOLUME

2019-11, 2019-12, 2019-13, 2019-14, 2019-15, 2019-16, 2019-17, 2019-18, 2019-19, 2019-20, 2019-21, 2019-22, 2019-23, 2019-24, 2019-25, 2019-26, 2019-27, 2019-28, 2019-29, 2019-30, 2019-31, 2019-32, 2019-33, 2019-34, 2019-35, 2019-36, 2019-37

	6	5	6	3	10	6	2	4	6	7	1	6	4	0	8	3	4	3	3	1	2	1	1	2	3	1	2	3	1	3
	43	45	49	39	26	31	6	17	13	8	5	3	2	1	1	2	2	1	2	1	2	0	1	0	0	0	0	0	0	0
	5	3	4	3	3	4	5	2	5	5	2	1	5	1	0	1	0	0	1	0	1	0	0	0	0	0	0	0	0	1
	22	12	18	15	2	5	4	4	1	1	0	0	0	0	0	0	0	0	0	0	0	0	0	0	0	0	0	1	0	0
	24	30	40	21	23	17	7	3	2	0	1	0	1	0	1	0	0	0	0	0	1	0	2	0	1	1	4	2	2	
	0	0	0	0	0	0	0	0	0	0	0	0	0	0	0	0	0	0	0	0	0	0	0	0	0	0	0	0	0	0
	7	8	15	4	2	2	3	2	0	2	0	1	1	5	0	1	1	2	1	1	0	1	1	1	1	0	0	0	2	
	11	9	16	20	20	29	21	24	45	32	33	29	35	26	32	27	18	9	14	9	6	5	6	5	4	0	0	11		
	28	32	24	34	41	19	22	20	35	15	16	16	18	9	13	5	7	7	6	6	5	3	4	0	1	5	0	0		
	57	46	44	34	46	37	49	63	66	62	82	60	61	55	69	55	31	27	43	22	29	28	30	35	32	29	87	87		
	10	11	6	10	11	7	3	6	6	8	10	6	11	5	16	10	10	17	12	9	8	8	5	6	12	10	6	6		
	479	476	473	385	447	423	342	329	340	329	334	319	317	286	279	281	223	241	271	208	209	197	208	225	199	212	280	280		