

Respiratory Virus Summary (2018-2019 Season)

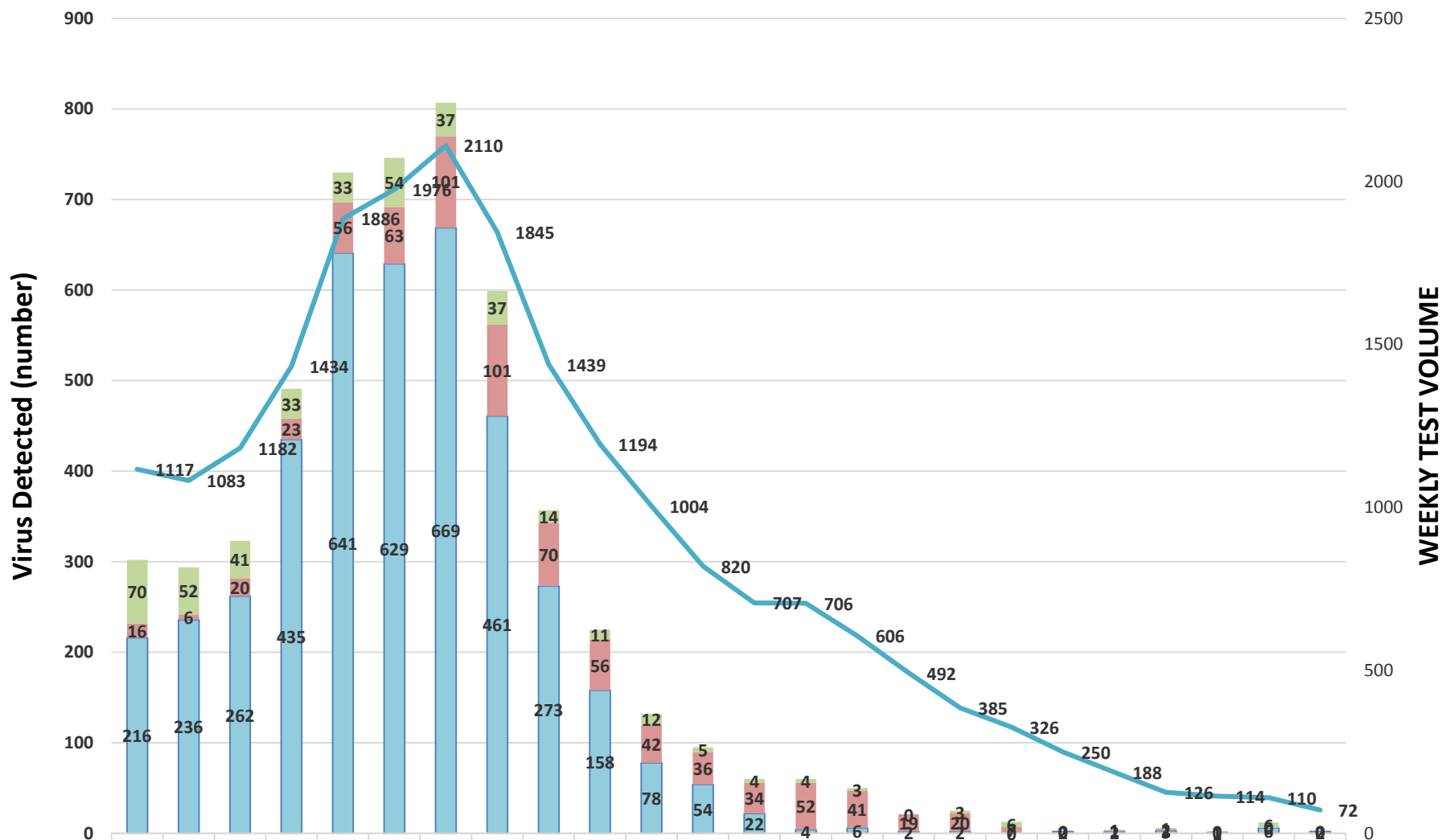
Week: 2019-30

Ending July 27, 2019

Beaumont

Rapid Influenza & RSV by PCR

Beaumont



Virus Detected (number)

WEEKLY TEST VOLUME

	2019-07	2019-08	2019-09	2019-10	2019-11	2019-12	2019-13	2019-14	2019-15	2019-16	2019-17	2019-18	2019-19	2019-20	2019-21	2019-22	2019-23	2019-24	2019-25	2019-26	2019-27	2019-28	2019-29	2019-30
RSV	70	52	41	33	33	54	37	37	14	11	12	5	4	4	3	0	3	6	0	1	1	0	6	0
Flu B	16	6	20	23	56	63	101	101	70	56	42	36	34	52	41	19	20	7	0	1	2	1	0	0
Flu A	216	236	262	435	641	629	669	461	273	158	78	54	22	4	6	2	2	0	2	2	3	1	6	2
Total	1117	1083	1182	1434	1886	1976	2110	1845	1439	1194	1004	820	707	706	606	492	385	326	250	188	126	114	110	72

Respiratory Virus Panel by PCR

Beaumont



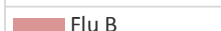



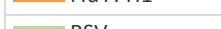
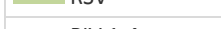
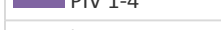



Virus Detected (number)

250
200
150
100
50
0

600
500
400
300
200
100
0

WEEKLY TEST VOLUME

2019-08 2019-09 2019-10 2019-11 2019-12 2019-13 2019-14 2019-15 2019-16 2019-17 2019-18 2019-19 2019-20 2019-21 2019-22 2019-23 2019-24 2019-25 2019-26 2019-27 2019-28 2019-29 2019-30

	10	7	4	6	5	6	3	10	6	2	4	6	7	1	6	4	0	8	3	4	3	3	1
	21	23	36	43	45	49	39	26	31	6	17	13	8	5	3	2	1	1	2	2	1	2	1
	2	1	2	5	3	4	3	3	4	5	2	5	5	2	1	5	1	0	1	0	0	1	0
	10	16	21	22	12	18	15	2	5	4	4	1	1	0	0	0	0	0	0	0	0	0	0
	8	11	26	24	30	40	21	23	17	7	3	2	0	1	0	1	0	1	0	0	0	0	1
	0	0	0	0	0	0	0	0	0	0	0	0	0	0	0	0	0	0	0	0	0	0	0
	14	24	7	7	8	15	4	2	2	3	2	0	2	0	1	1	5	0	1	1	2	1	1
	5	7	13	11	9	16	20	20	29	21	24	45	32	33	29	35	26	32	27	18	9	14	9
	10	33	25	28	32	24	34	41	19	22	20	35	15	16	16	18	9	13	5	7	7	6	6
	33	39	41	57	46	44	34	46	37	49	63	66	62	82	60	61	55	69	55	31	27	43	22
	4	2	7	10	11	6	10	11	7	3	6	6	8	10	6	11	5	16	10	10	17	12	9
	364	405	448	479	476	473	385	447	423	342	329	340	329	334	319	317	286	279	281	223	241	271	208