

# Respiratory Virus Summary (2019-2020 Season)

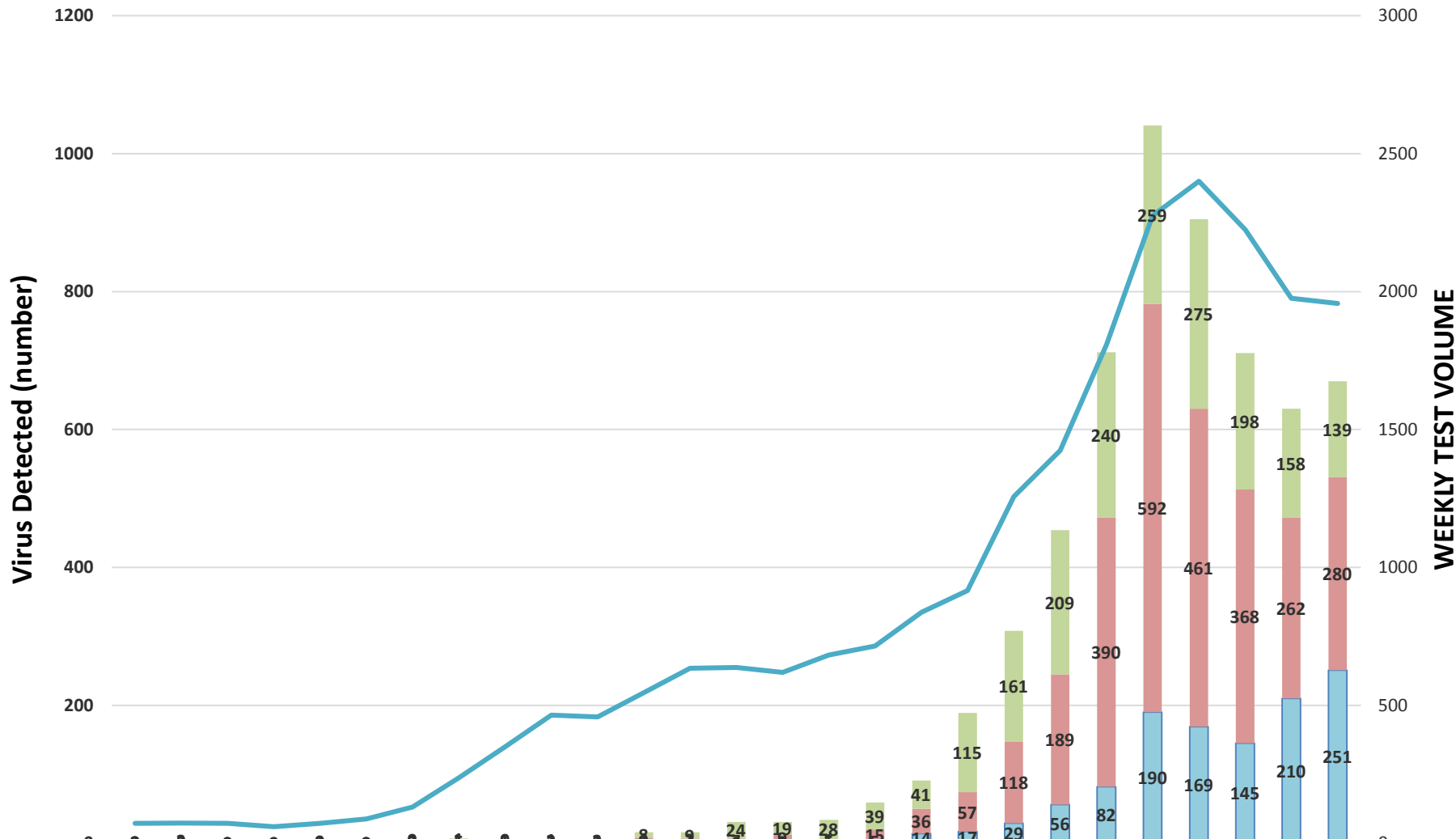
*Week: 2020-4*

*Ending January 25, 2020*

**Beaumont**

# Rapid Influenza & RSV by PCR

**Beaumont**



	2019-30	2019-31	2019-32	2019-33	2019-34	2019-35	2019-36	2019-37	2019-38	2019-39	2019-40	2019-41	2019-42	2019-43	2019-44	2019-45	2019-46	2019-47	2019-48	2019-49	2019-50	2019-51	2019-52	2020-1	2020-2	2020-3	2020-4
RSV	0	3	0	1	0	0	0	1	1	1	2	8	9	24	19	28	39	41	115	161	209	240	259	275	198	158	139
Flu B	0	0	0	0	1	0	2	1	0	2	1	4	3	7	9	1	15	36	57	118	189	390	592	461	368	262	280
Flu A	2	2	0	0	2	0	3	5	5	3	2	4	4	0	3	5	5	14	17	29	56	82	190	169	145	210	251
<b>Total</b>	<b>72</b>	<b>73</b>	<b>72</b>	<b>60</b>	<b>72</b>	<b>88</b>	<b>131</b>	<b>237</b>	<b>350</b>	<b>464</b>	<b>458</b>	<b>546</b>	<b>634</b>	<b>637</b>	<b>619</b>	<b>682</b>	<b>715</b>	<b>837</b>	<b>916</b>	<b>1257</b>	<b>1424</b>	<b>1808</b>	<b>2275</b>	<b>2400</b>	<b>2224</b>	<b>1976</b>	<b>1957</b>

# Respiratory Virus Panel by PCR



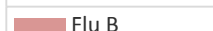



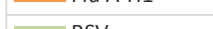
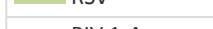
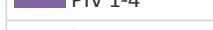



**Beaumont**

Virus Detected (number)

300  
250  
200  
150  
100  
50  
0

700  
600  
500  
400  
300  
200  
100  
0

2019 -30 -31 -32 -33 -34 -35 -36 -37 -38 -39 -40 -41 -42 -43 -44 -45 -46 -47 -48 -49 -50 -51 -52 -1 -2 -3 -4

	1	2	1	1	2	3	1	3	1	1	4	1	2	4	8	4	2	5	3	11	3	8	7	8	10	8	11
	1	2	0	1	0	0	1	0	0	1	1	0	0	0	1	1	2	3	15	20	26	29	42	52	27	18	
	0	1	0	0	0	0	0	1	0	0	0	0	0	2	1	1	2	4	4	11	17	26	38	25	27	19	
	0	0	0	0	0	1	0	0	1	0	0	0	0	0	0	0	0	4	1	1	5	12	12	8	22	16	
	1	0	2	0	1	1	4	2	1	0	1	0	0	0	0	0	1	0	0	0	0	0	0	0	0	1	
	0	0	0	0	0	0	0	0	0	0	0	0	0	0	0	0	0	0	0	0	0	0	0	0	0	0	
	1	0	1	1	1	0	0	2	3	1	0	4	3	8	7	6	11	15	14	24	34	38	39	46	38	32	
	9	6	5	6	5	4	0	11	5	17	10	19	23	15	28	35	32	30	19	19	16	19	12	13	11	8	
	6	5	3	4	0	1	5	0	2	2	5	2	8	7	6	5	9	9	18	24	30	26	53	45	37	33	
	22	29	28	30	35	32	29	87	120	133	120	107	102	86	76	85	76	56	32	69	46	54	34	39	33	39	
	9	8	8	5	6	12	10	6	5	4	6	6	4	9	7	15	16	13	6	17	11	9	13	11	13	11	
	208	209	197	208	225	199	212	280	329	362	369	359	399	385	384	392	397	414	321	466	479	527	423	582	600	535	509

WEEKLY TEST VOLUME