

Respiratory Virus Summary (2021-2022 Season)

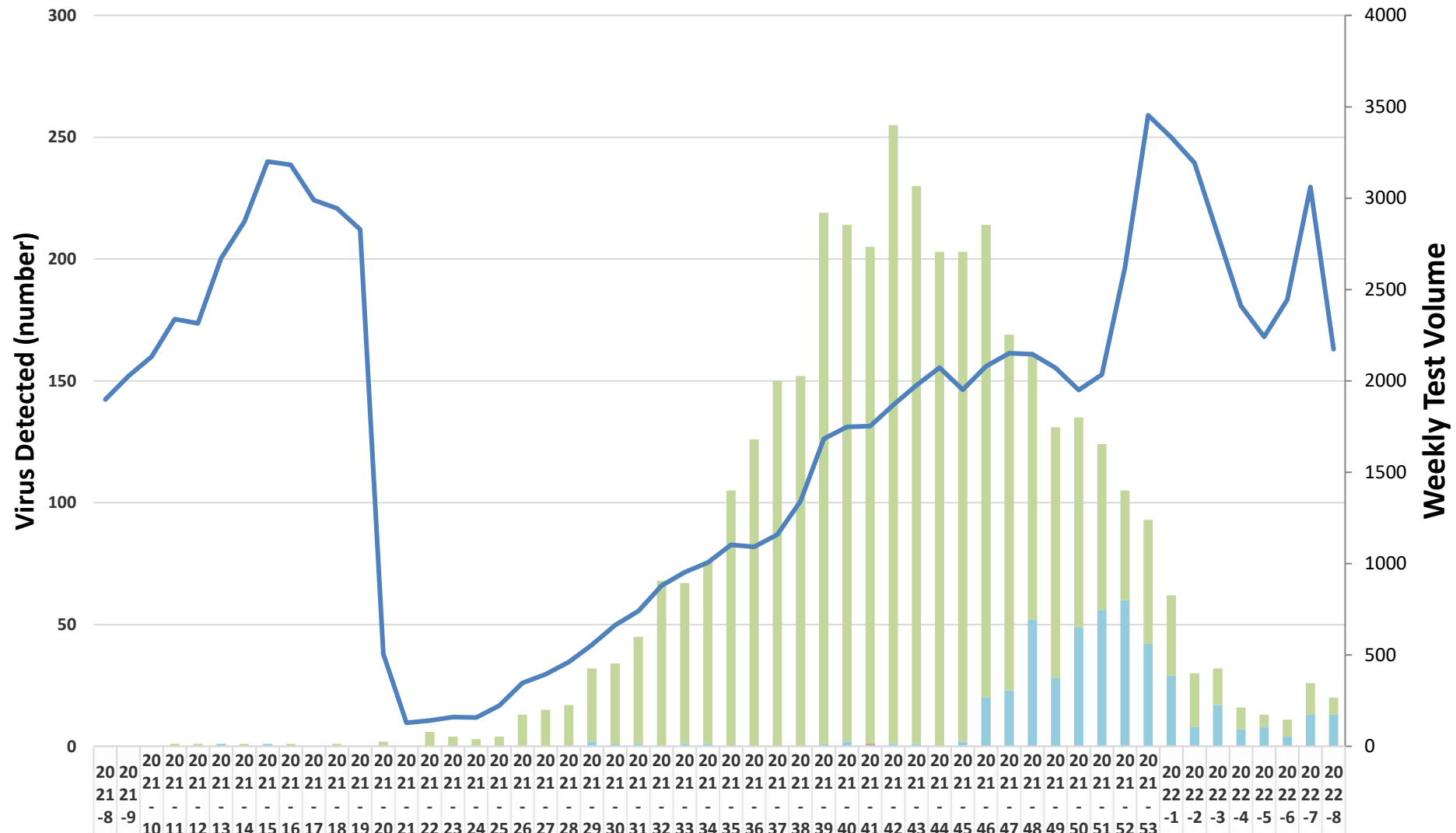
Week: 2022-8

Ending February 26, 2022

Beaumont

Rapid Influenza & RSV by PCR

Beaumont



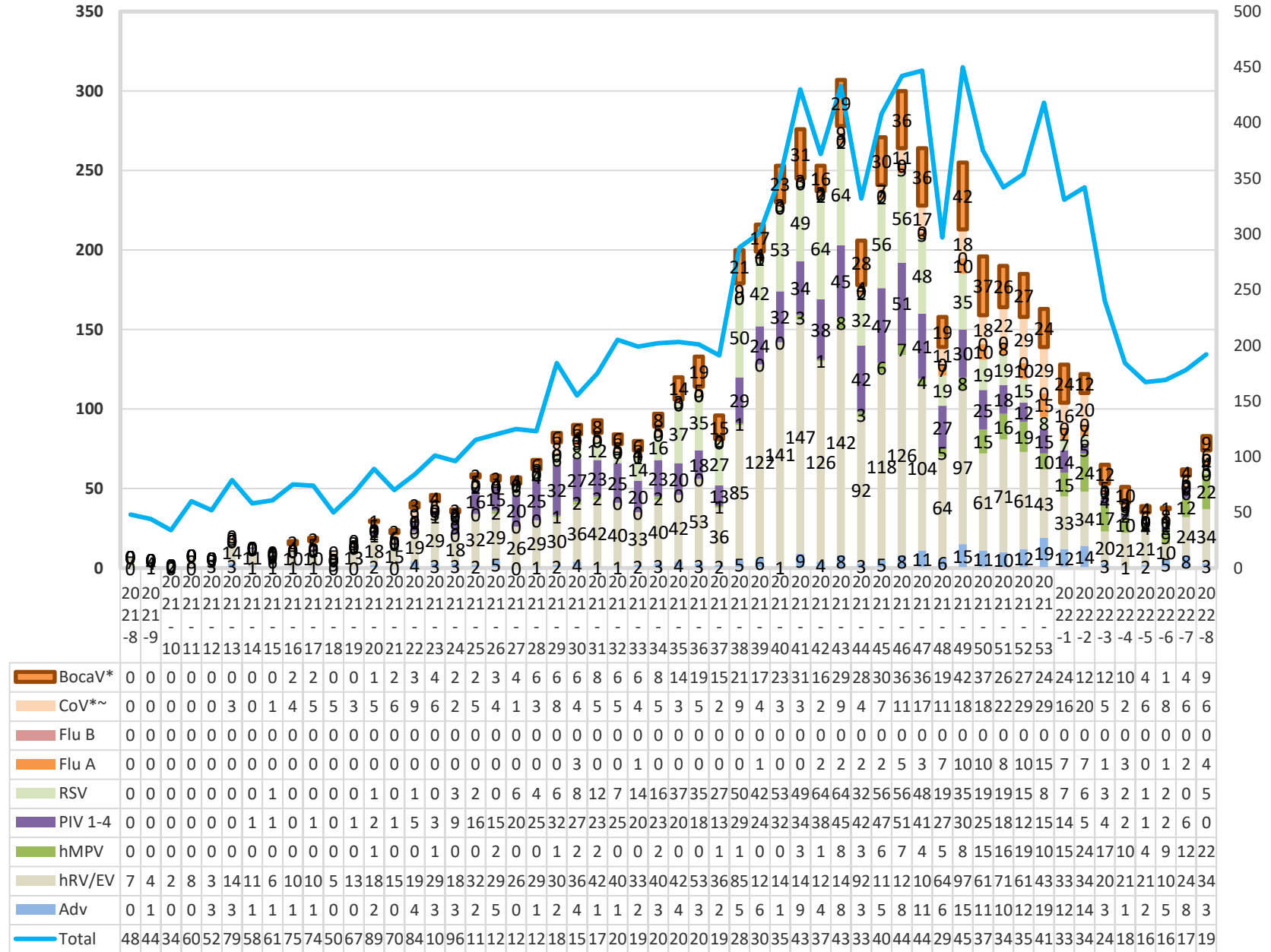
	2021-08	2021-09	2021-10	2021-11	2021-12	2022-01	2022-02	2022-03	2022-04	2022-05	2022-06	2022-07	2022-08	2022-09	2022-10	2022-11	2022-12	2023-01	2023-02	2023-03	2023-04	2023-05	2023-06	2023-07	2023-08	2023-09	2023-10	2023-11	2023-12	2024-01	2024-02	2024-03	2024-04	2024-05	2024-06	2024-07	2024-08																	
RSV	0	0	0	1	1	0	1	0	1	0	1	0	2	0	6	4	3	4	13	15	17	30	33	44	68	66	75	10	12	15	15	21	21	20	25	22	20	20	19	14	10	10	86	68	45	51	33	22	15	9	5	7	13	7
Flu B	0	0	0	0	0	0	0	0	0	0	0	0	0	0	0	0	0	0	0	0	0	0	0	0	0	0	0	0	0	0	0	0	0	0	0	0	0	0	0	0	0	0	0	0	0	0	0	0	0	0	0	0	0	
Flu A	0	0	0	0	0	1	0	1	0	0	0	0	0	0	0	0	0	0	2	1	1	0	1	1	0	0	0	0	1	2	0	1	1	0	2	20	23	52	28	49	56	60	42	29	8	17	7	8	4	13	13			
Total	18	20	21	23	23	26	28	32	31	29	29	28	50	12	14	16	15	22	34	39	46	55	66	74	88	95	10	11	10	11	13	16	17	17	18	19	20	19	20	21	21	20	19	20	26	34	33	31	28	24	22	24	30	21

Respiratory Virus Panel by PCR

Beaumont

Virus Detected (number)

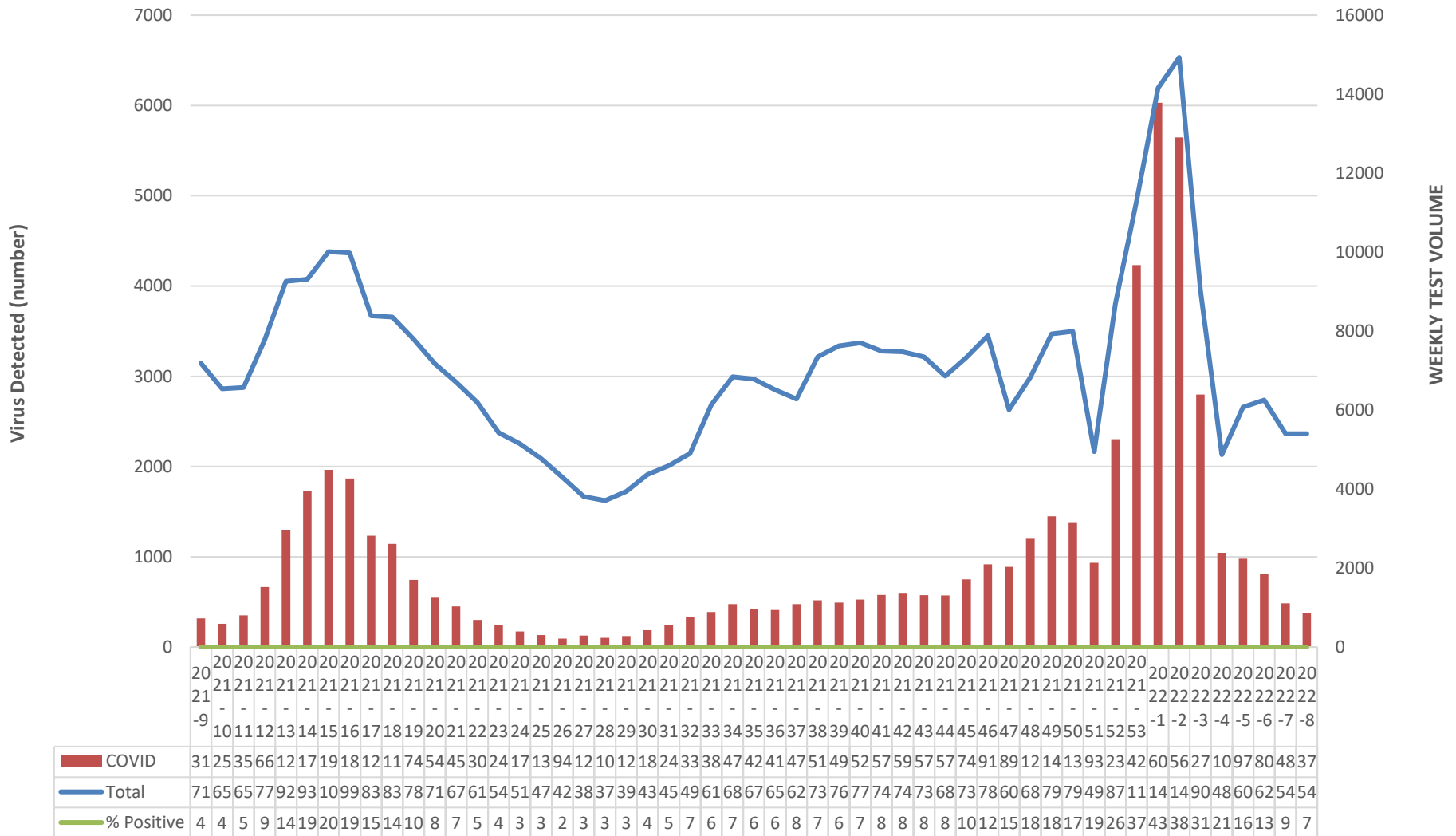
WEEKLY TEST VOLUME



*~SARS-CoV-2 data from the RVP is reported on slide 7, CoV data reported above is only seasonal coronaviruses

Beaumont Laboratory COVID-19 Testing

Beaumont



*Beaumont Laboratory data includes retests that may represent persistent infections. For primary infections only, please refer to the MDHHS website https://www.michigan.gov/coronavirus/0,9753,7-406-98163_98173---,00.html

Beaumont Laboratory Influenza and RSV Testing

Beaumont

