

Respiratory Virus Summary (2021-2022 Season)

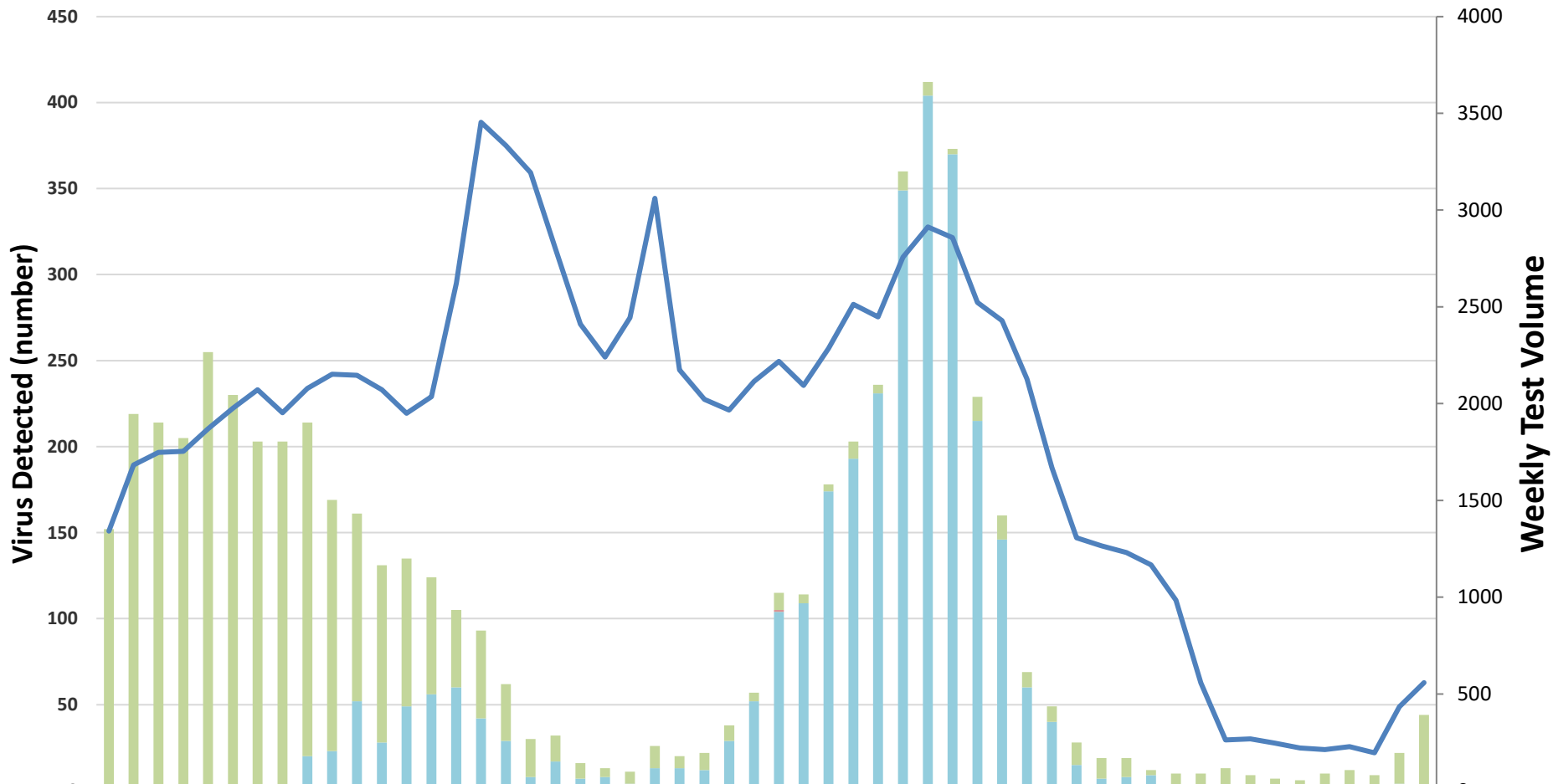
Week: 2022-38

Ending September 24, 2022

Beaumont

Rapid Influenza & RSV by PCR

Beaumont



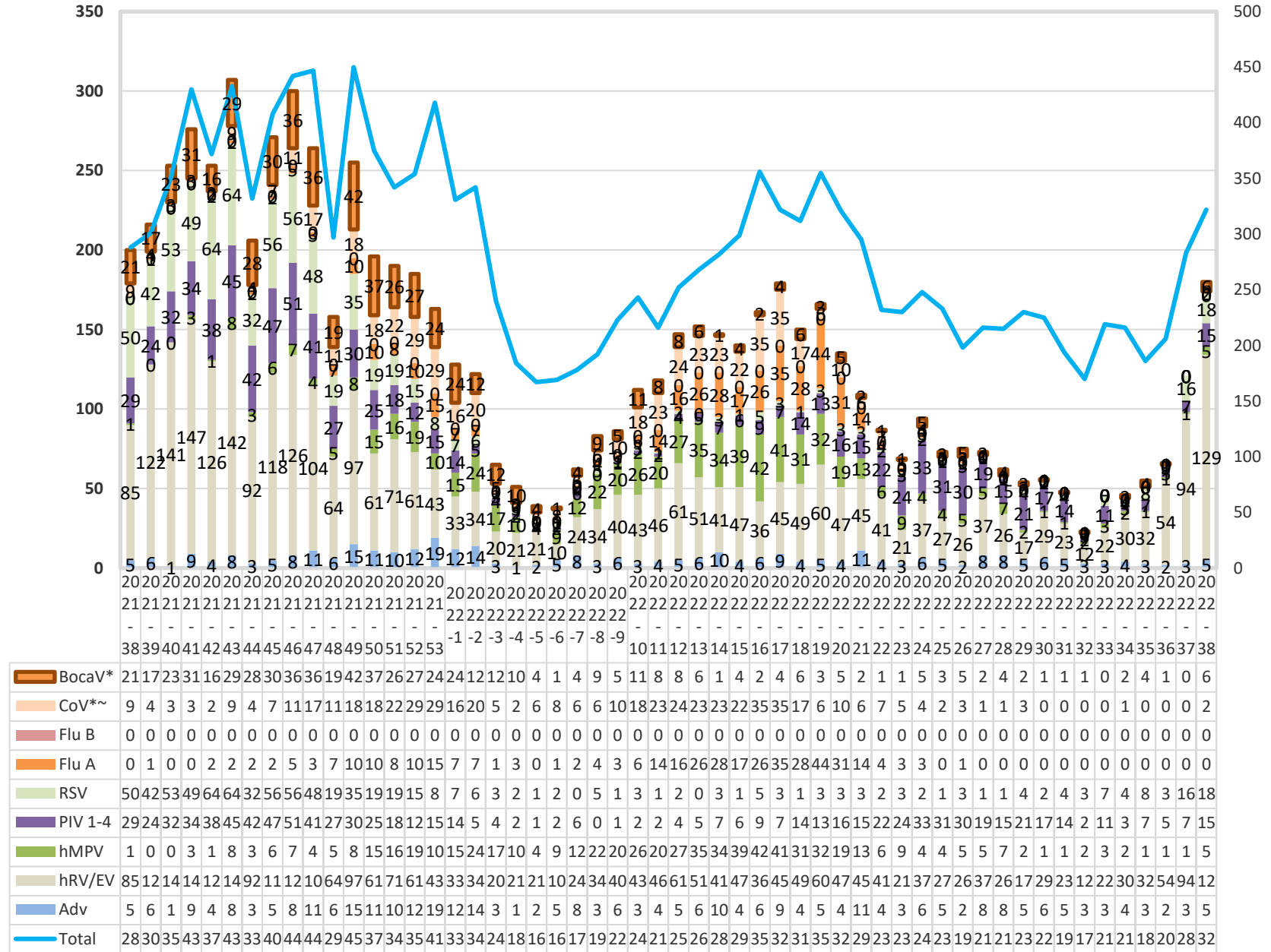
	2021-38	2021-39	2021-40	2021-41	2021-42	2021-43	2021-44	2021-45	2021-46	2021-47	2021-48	2021-49	2021-50	2021-51	2021-52	2021-53	2022-1	2022-2	2022-3	2022-4	2022-5	2022-6	2022-7	2022-8	2022-9	2022-10	2022-11	2022-12	2022-13	2022-14	2022-15	2022-16	2022-17	2022-18	2022-19	2022-20	2022-21	2022-22	2022-23	2022-24	2022-25	2022-26	2022-27	2022-28	2022-29	2022-30	2022-31	2022-32	2022-33	2022-34	2022-35	2022-36	2022-37	2022-38
RSV	15	21	21	20	25	22	20	20	19	14	10	10	8	6	8	4	5	1	5	10	5	4	10	5	11	8	3	14	14	9	9	13	12	11	3	10	10	11	9	5	5	10	12	9	18	42								
Flu B	0	0	0	1	0	0	0	0	0	0	0	0	0	0	0	0	0	0	0	0	0	0	0	0	0	0	0	0	0	0	0	0	0	0	0	0	0	0	0	0	0	0	0	0	0	0	0	0	0	0	0			
Flu A	0	1	2	0	1	1	0	2	20	23	52	28	49	56	60	42	29	8	17	7	8	4	13	13	12	29	52	10	10	17	19	23	34	40	37	21	14	60	40	15	7	8	9	0	0	2	0	2	1	0	0	4	2	
Total	13	16	17	17	18	19	20	19	20	21	21	20	19	20	26	34	33	31	28	24	22	24	30	21	20	19	21	22	20	22	25	24	27	29	28	25	24	21	16	13	12	12	11	98	55	26	26	24	22	21	22	19	43	55

Respiratory Virus Panel by PCR

Beaumont

Virus Detected (number)

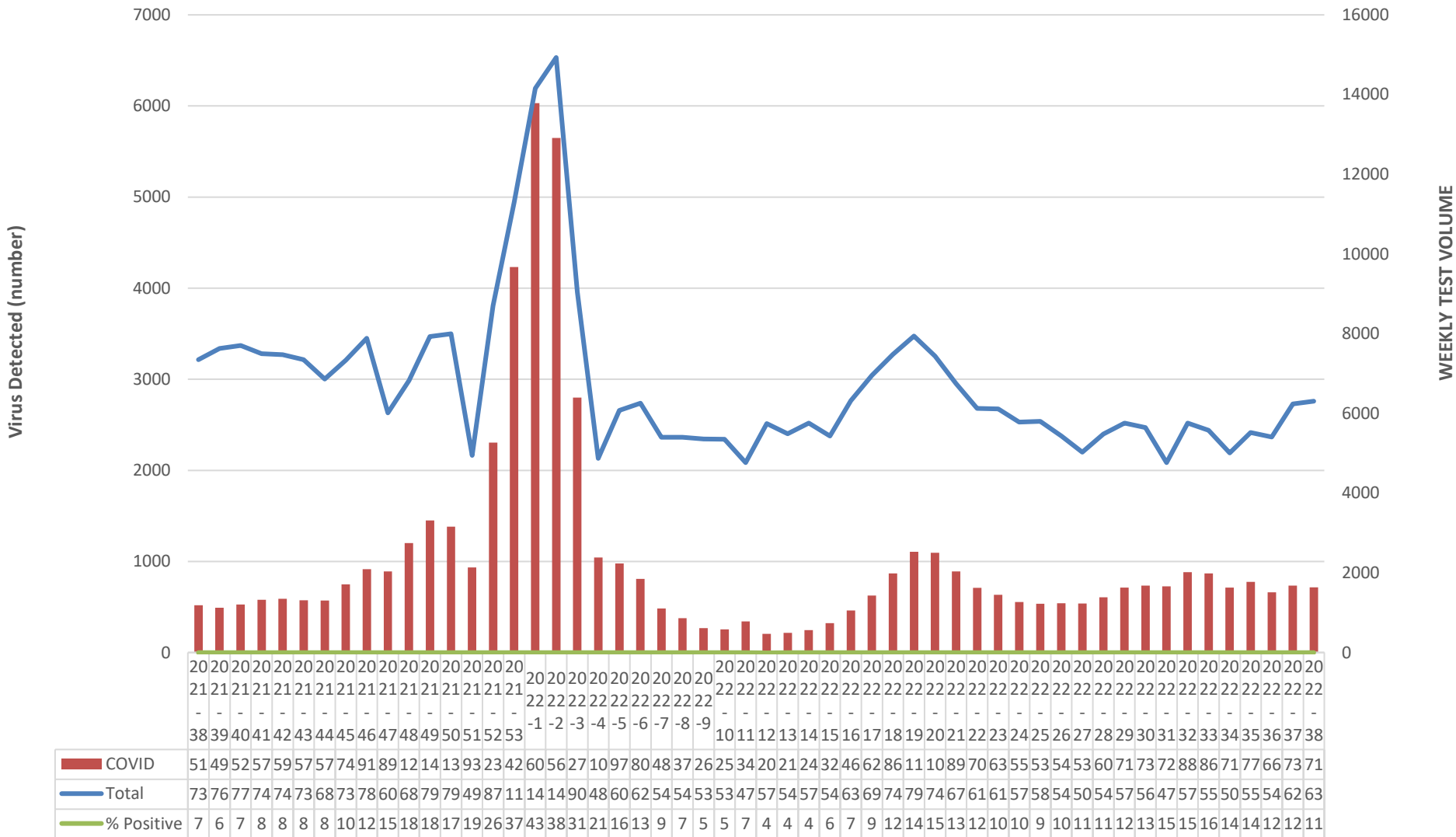
WEEKLY TEST VOLUME



*~SARS-CoV-2 data from the RVP is reported on slide 7, CoV data reported above is only seasonal coronaviruses

Beaumont Laboratory COVID-19 Testing

Beaumont



*Beaumont Laboratory data includes retests that may represent persistent infections. For primary infections only, please refer to the MDHHS website https://www.michigan.gov/coronavirus/0,9753,7-406-98163_98173---,00.html

Beaumont Laboratory Influenza and RSV Testing

Beaumont

