

Respiratory Virus Summary (2021-2022 Season)

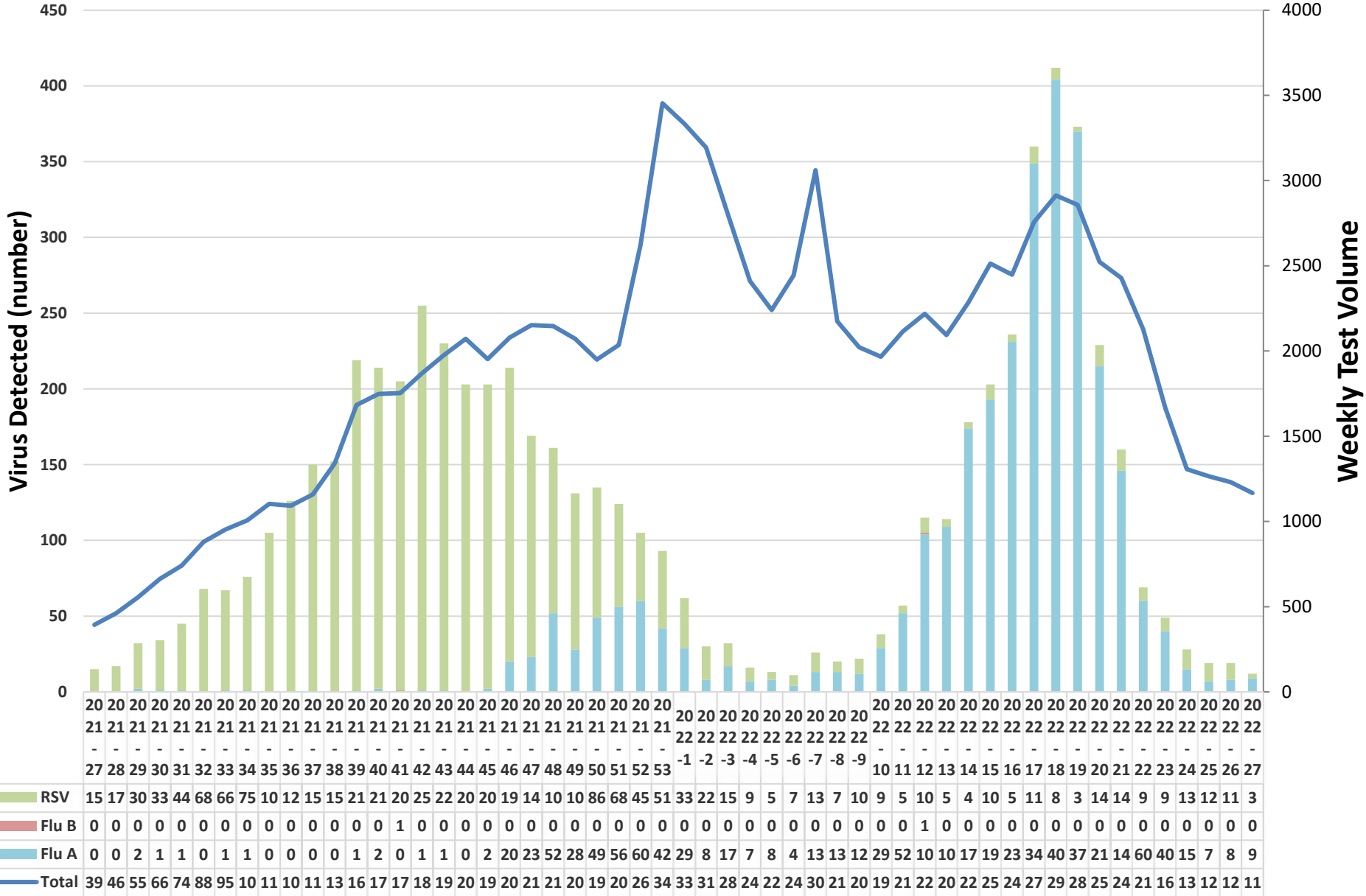
Week: 2022-27

Ending July 9, 2022

Beaumont

Rapid Influenza & RSV by PCR

Beaumont

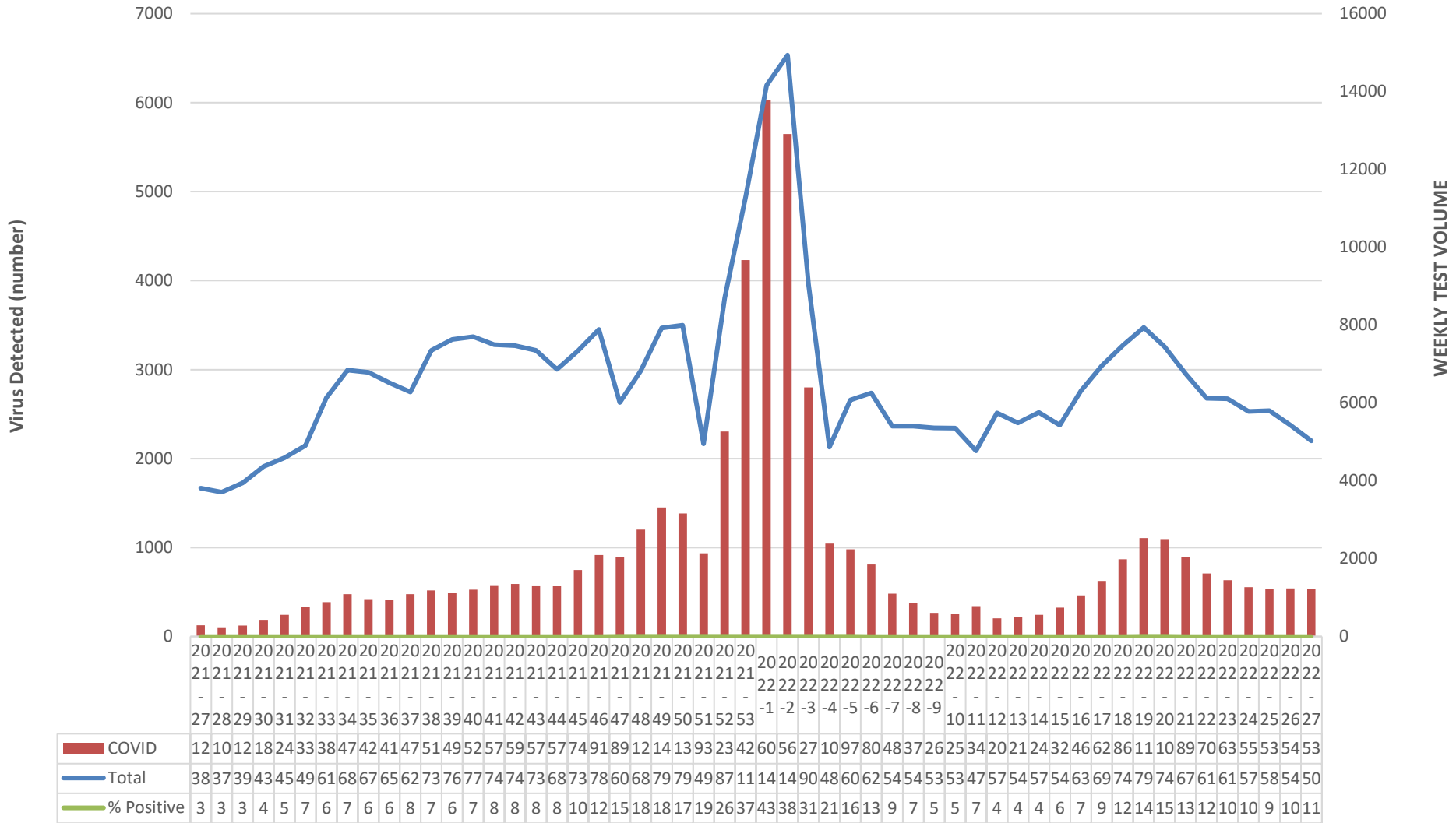


Respiratory Virus Panel by PCR

Beaumont

Beaumont Laboratory COVID-19 Testing

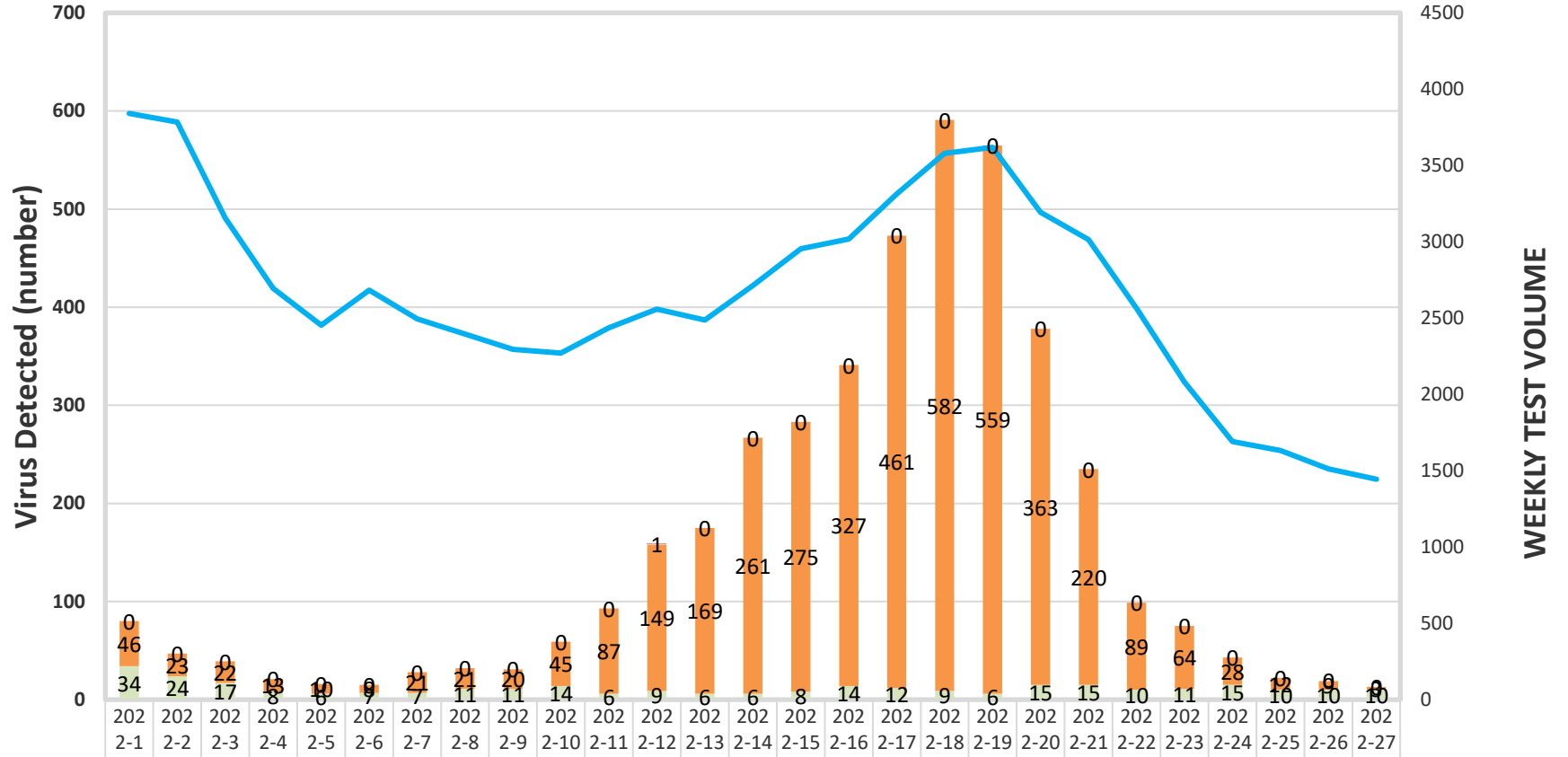
Beaumont



*Beaumont Laboratory data includes retests that may represent persistent infections. For primary infections only, please refer to the MDHHS website https://www.michigan.gov/coronavirus/0,9753,7-406-98163_98173---,00.html

Beaumont Laboratory Influenza and RSV Testing

Beaumont



	2022-1	2022-2	2022-3	2022-4	2022-5	2022-6	2022-7	2022-8	2022-9	2022-10	2022-11	2022-12	2022-13	2022-14	2022-15	2022-16	2022-17	2022-18	2022-19	2022-20	2022-21	2022-22	2022-23	2022-24	2022-25	2022-26	2022-27
Flu B	0	0	0	0	0	0	0	0	0	0	1	0	0	0	0	0	0	0	0	0	0	0	0	0	0	0	0
Flu A	46	23	22	13	10	8	21	21	20	45	87	149	169	261	275	327	461	582	559	363	220	89	64	28	12	9	3
RSV	34	24	17	8	6	7	7	11	11	14	6	9	6	6	8	14	12	9	6	15	15	10	11	15	10	10	10
Total	3841	3786	3156	2695	2453	2684	2496	2396	2296	2272	2436	2559	2488	2713	2954	3018	3315	3579	3619	3194	3014	2564	2080	1692	1632	1513	1445
% Positive	2.1%	1.2%	1.2%	0.8%	0.7%	0.6%	1.1%	1.3%	1.4%	2.6%	3.8%	6.2%	7.0%	9.8%	9.6%	11.3%	14.3%	16.5%	15.6%	11.8%	7.8%	3.9%	3.6%	2.5%	1.3%	1.3%	0.9%