

Respiratory Virus Summary (2021-2022 Season)

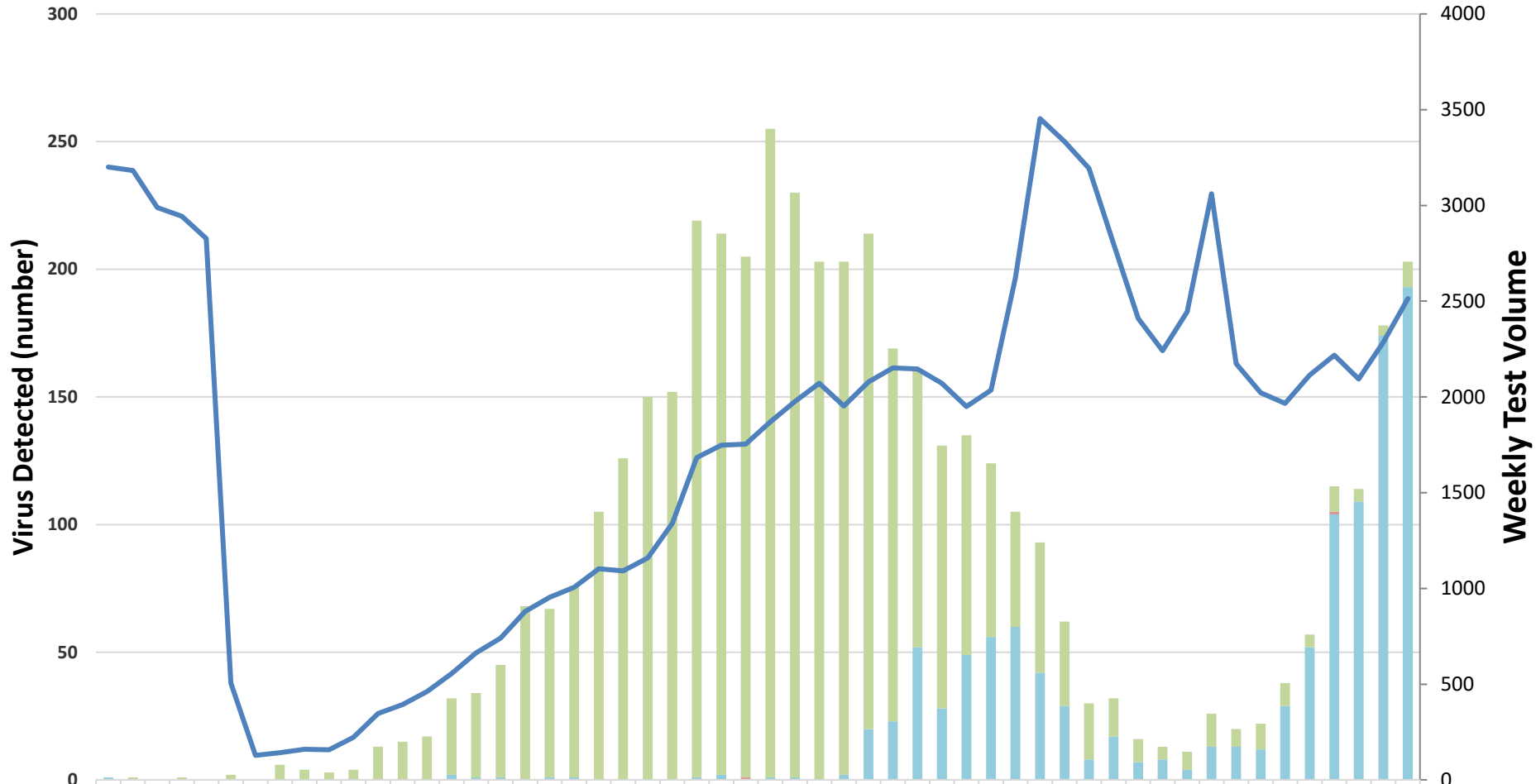
Week: 2022-15

Ending April 16, 2022

Beaumont

Rapid Influenza & RSV by PCR

Beaumont



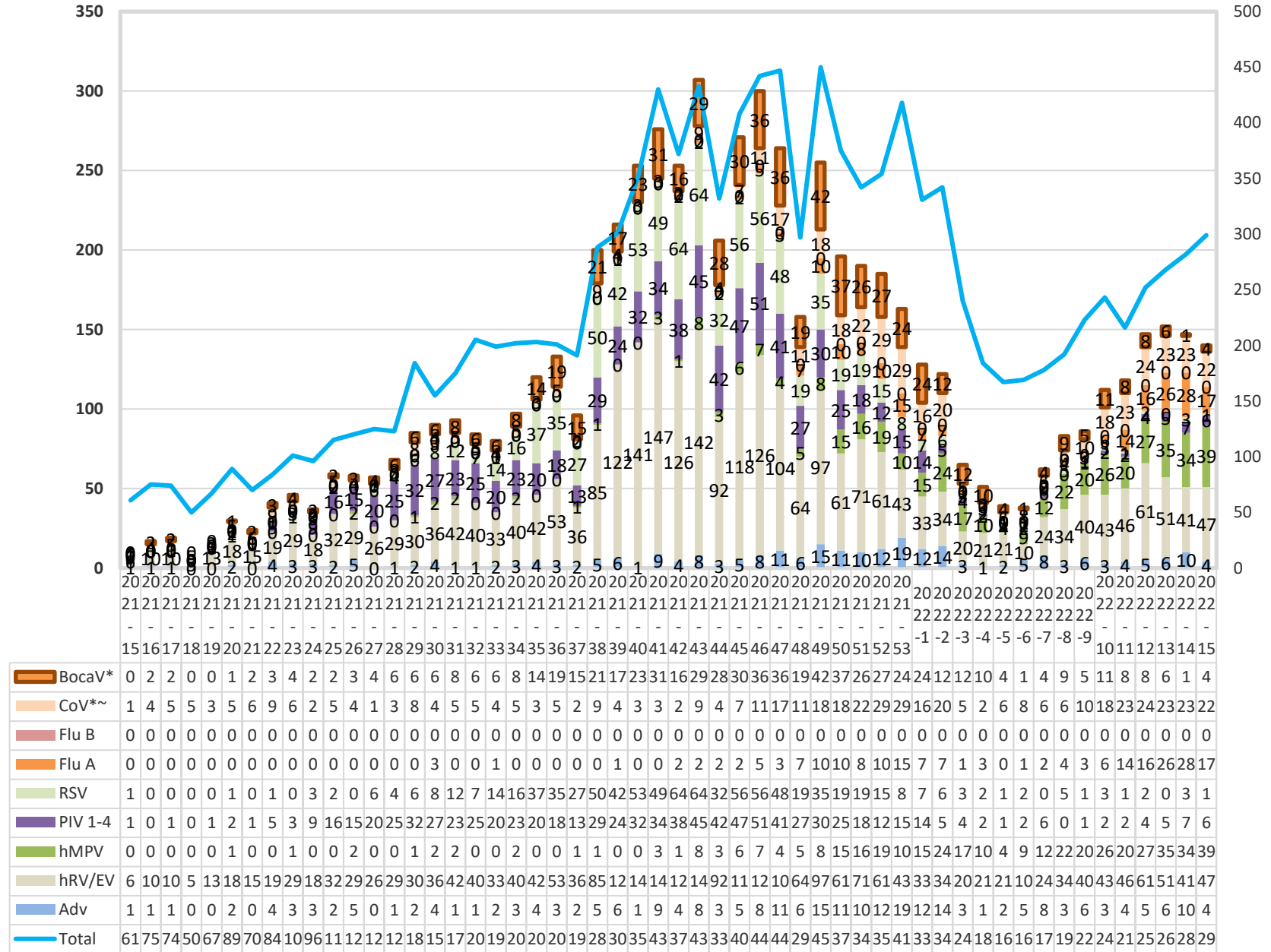
	2021-15	2021-16	2021-17	2021-18	2021-19	2021-20	2021-21	2021-22	2021-23	2021-24	2021-25	2021-26	2021-27	2021-28	2021-29	2021-30	2021-31	2021-32	2021-33	2021-34	2021-35	2021-36	2021-37	2021-38	2021-39	2021-40	2021-41	2021-42	2021-43	2021-44	2021-45	2021-46	2021-47	2021-48	2021-49	2021-50	2021-51	2021-52	2021-53	2022-1	2022-2	2022-3	2022-4	2022-5	2022-6	2022-7	2022-8	2022-9	2022-10	2022-11	2022-12	2022-13	2022-14	2022-15			
RSV	0	1	0	1	0	2	0	6	4	3	4	13	15	17	30	33	44	68	66	75	10	12	15	15	21	21	20	25	22	20	20	19	14	10	10	86	68	45	51	33	33	15	9	5	7	13	7	10	9	5	10	5	4	10			
Flu B	0	0	0	0	0	0	0	0	0	0	0	0	0	0	0	0	0	0	0	0	0	0	0	0	0	0	0	1	0	0	0	0	0	0	0	0	0	0	0	0	0	0	0	0	0	0	0	0	0	0	0	0	0	0	0	0	0
Flu A	1	0	0	0	0	0	0	0	0	0	0	0	0	2	1	1	0	1	1	0	0	0	0	0	1	2	0	1	1	0	2	20	23	52	28	49	56	60	42	29	8	17	7	8	4	13	13	12	29	52	10	10	17	19			
Total	32	31	29	29	28	50	12	14	16	15	22	34	39	46	55	66	74	88	95	10	11	10	11	13	16	17	17	18	19	20	19	20	21	21	20	19	20	26	34	33	31	28	24	22	24	30	21	20	19	21	22	20	22	25			

Respiratory Virus Panel by PCR

Beaumont

Virus Detected (number)

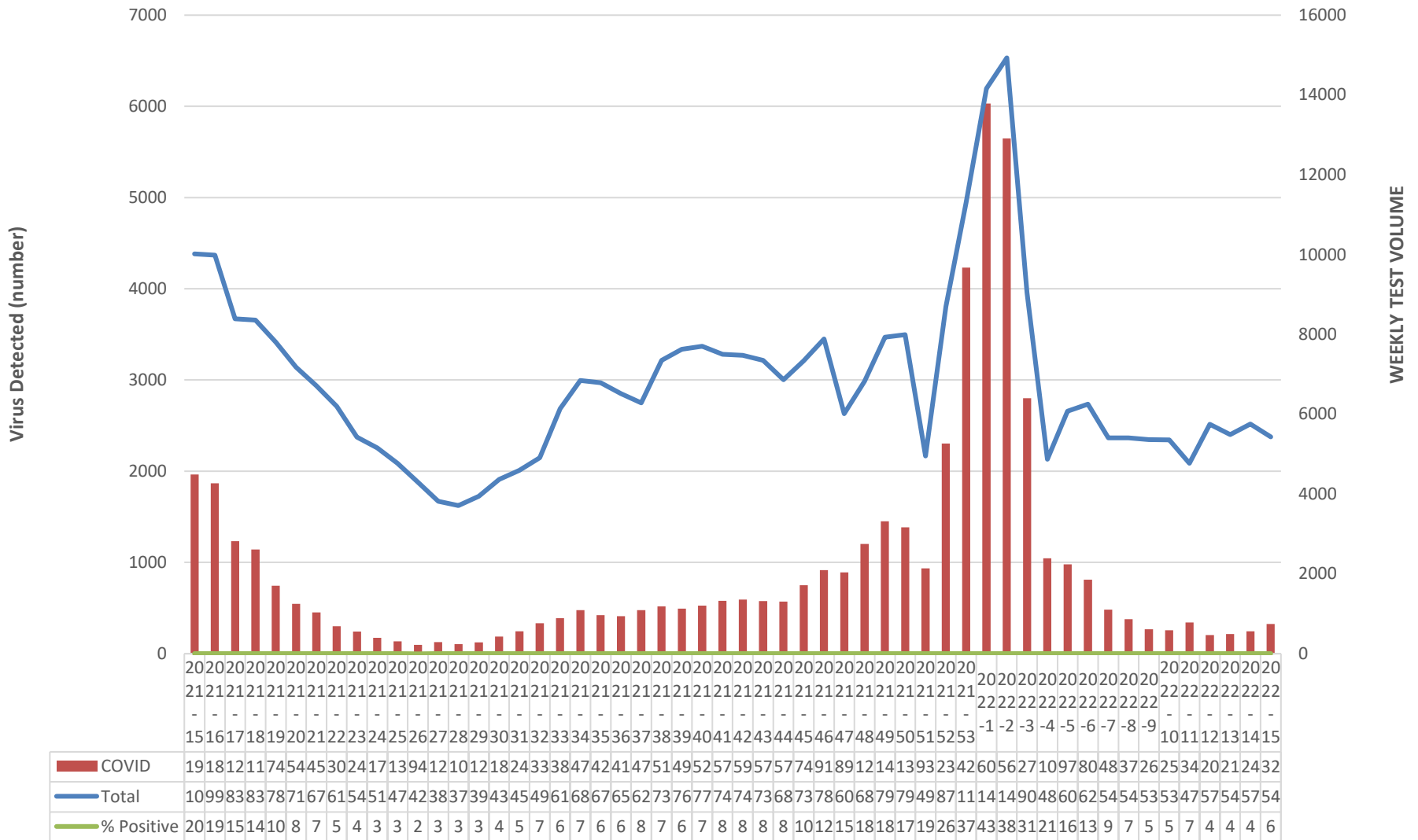
WEEKLY TEST VOLUME



*~SARS-CoV-2 data from the RVP is reported on slide 7, CoV data reported above is only seasonal coronaviruses

Beaumont Laboratory COVID-19 Testing

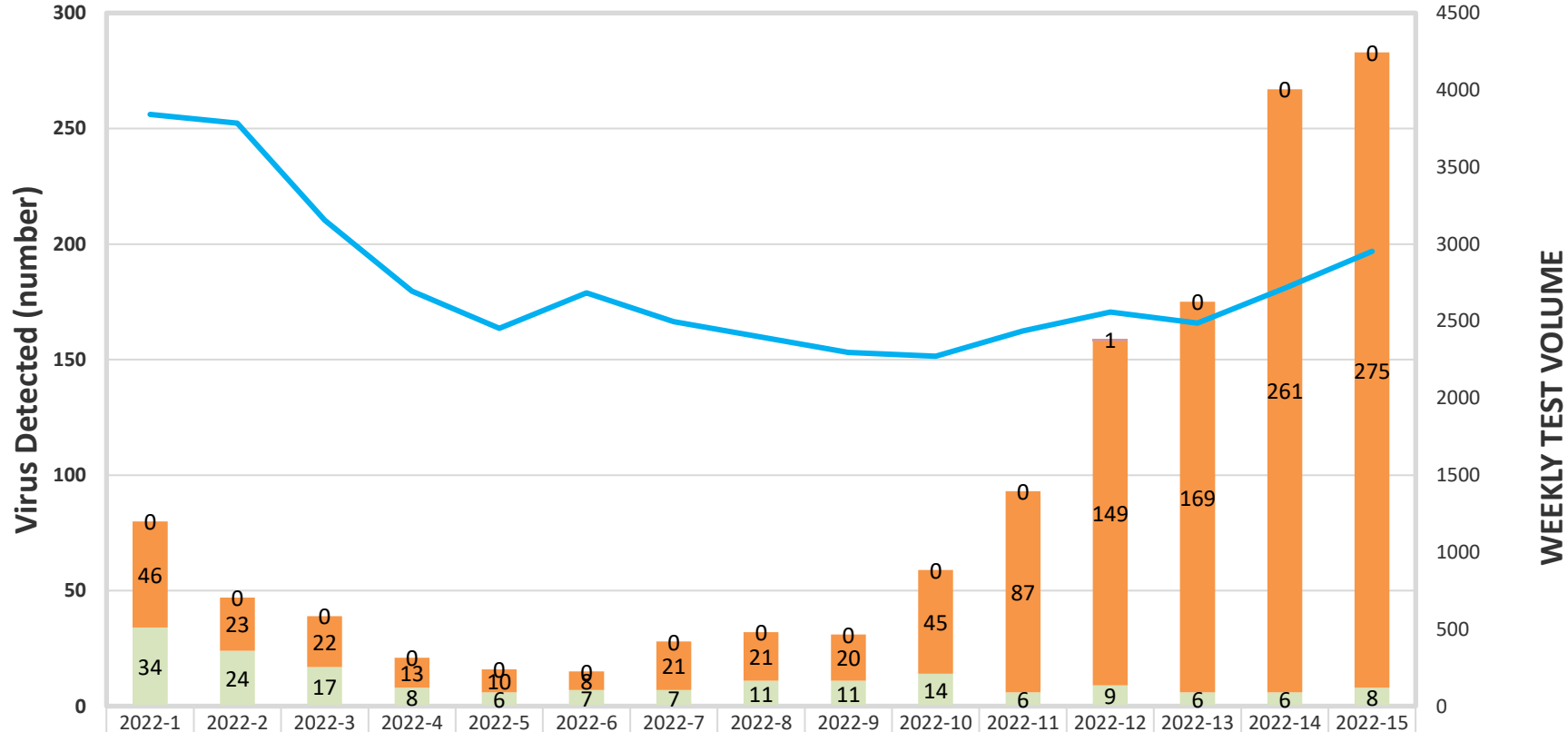
Beaumont



*Beaumont Laboratory data includes retests that may represent persistent infections. For primary infections only, please refer to the MDHHS website https://www.michigan.gov/coronavirus/0,9753,7-406-98163_98173---,00.html

Beaumont Laboratory Influenza and RSV Testing

Beaumont



	2022-1	2022-2	2022-3	2022-4	2022-5	2022-6	2022-7	2022-8	2022-9	2022-10	2022-11	2022-12	2022-13	2022-14	2022-15
Flu B	0	0	0	0	0	0	0	0	0	0	0	1	0	0	0
Flu A	46	23	22	13	10	8	21	21	20	45	87	149	169	261	275
RSV	34	24	17	8	6	7	7	11	11	14	6	9	6	6	8
Total	3841	3786	3156	2695	2453	2684	2496	2396	2296	2272	2436	2559	2488	2713	2954
% Positive	2.1%	1.2%	1.2%	0.8%	0.7%	0.6%	1.1%	1.3%	1.4%	2.6%	3.8%	6.2%	7.0%	9.8%	9.6%