

Respiratory Virus Summary (2021-2022 Season)

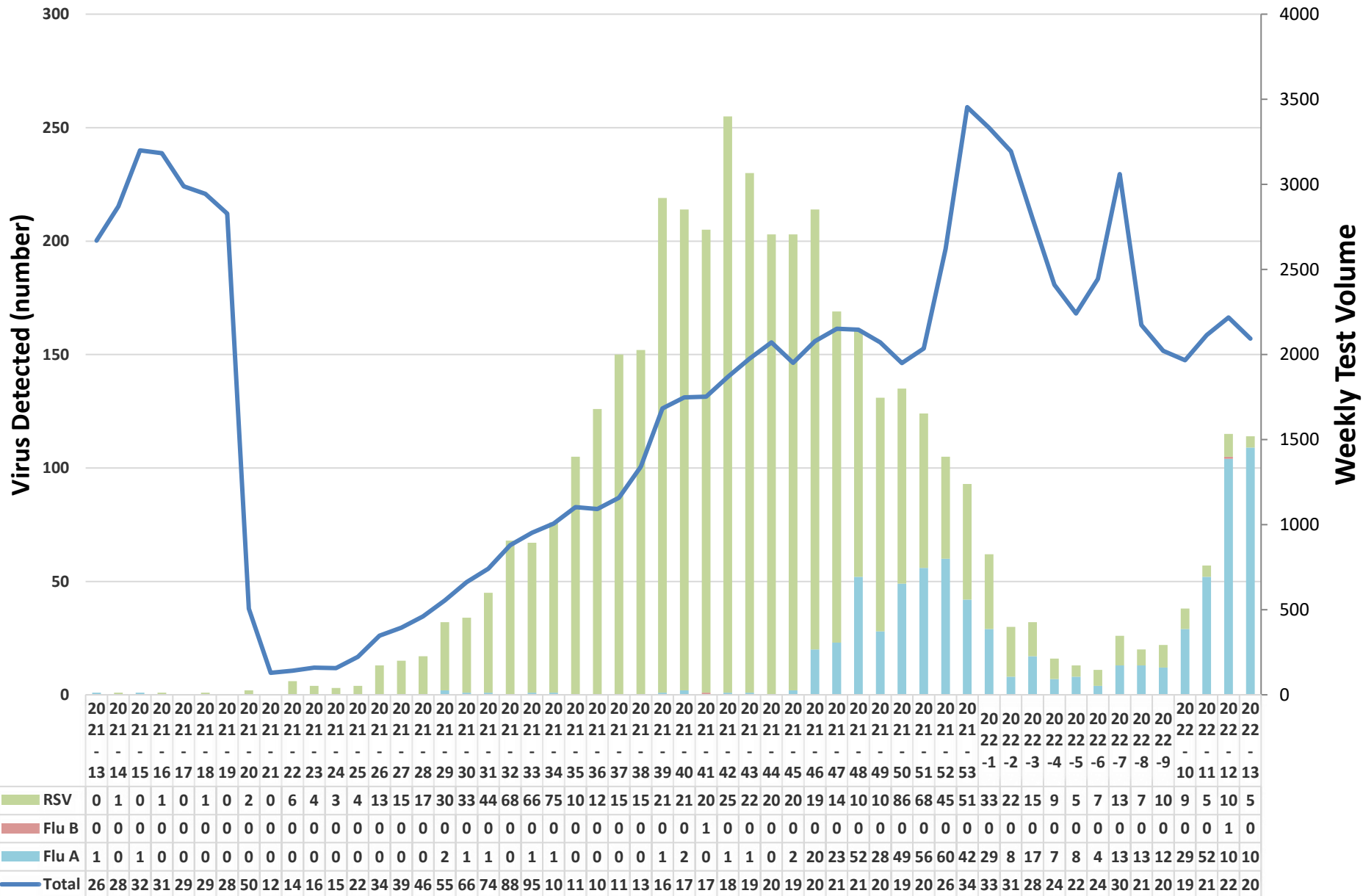
Week: 2022-13

Ending April 2, 2022

Beaumont

Rapid Influenza & RSV by PCR

Beaumont

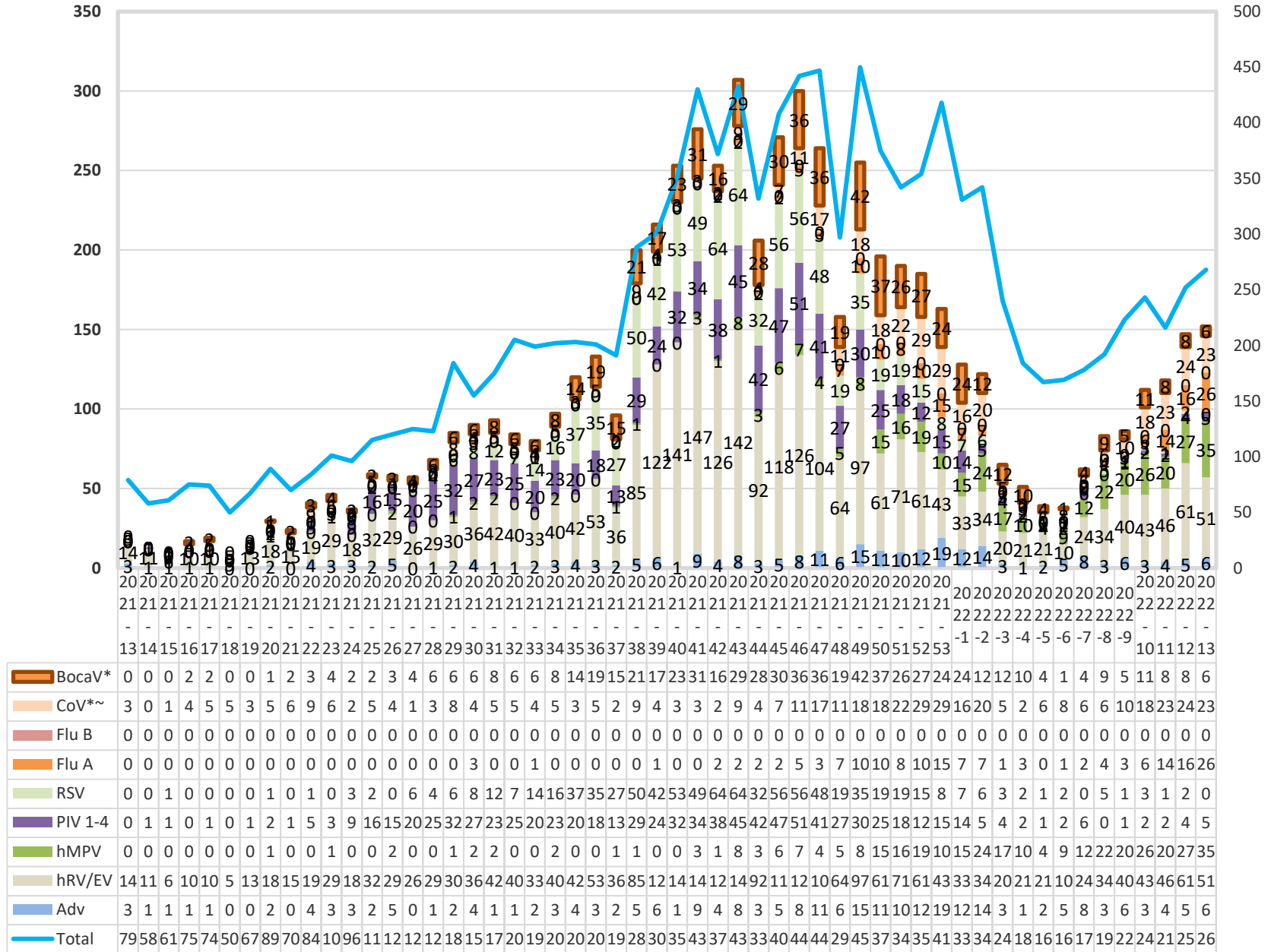


Respiratory Virus Panel by PCR

Beaumont

Virus Detected (number)

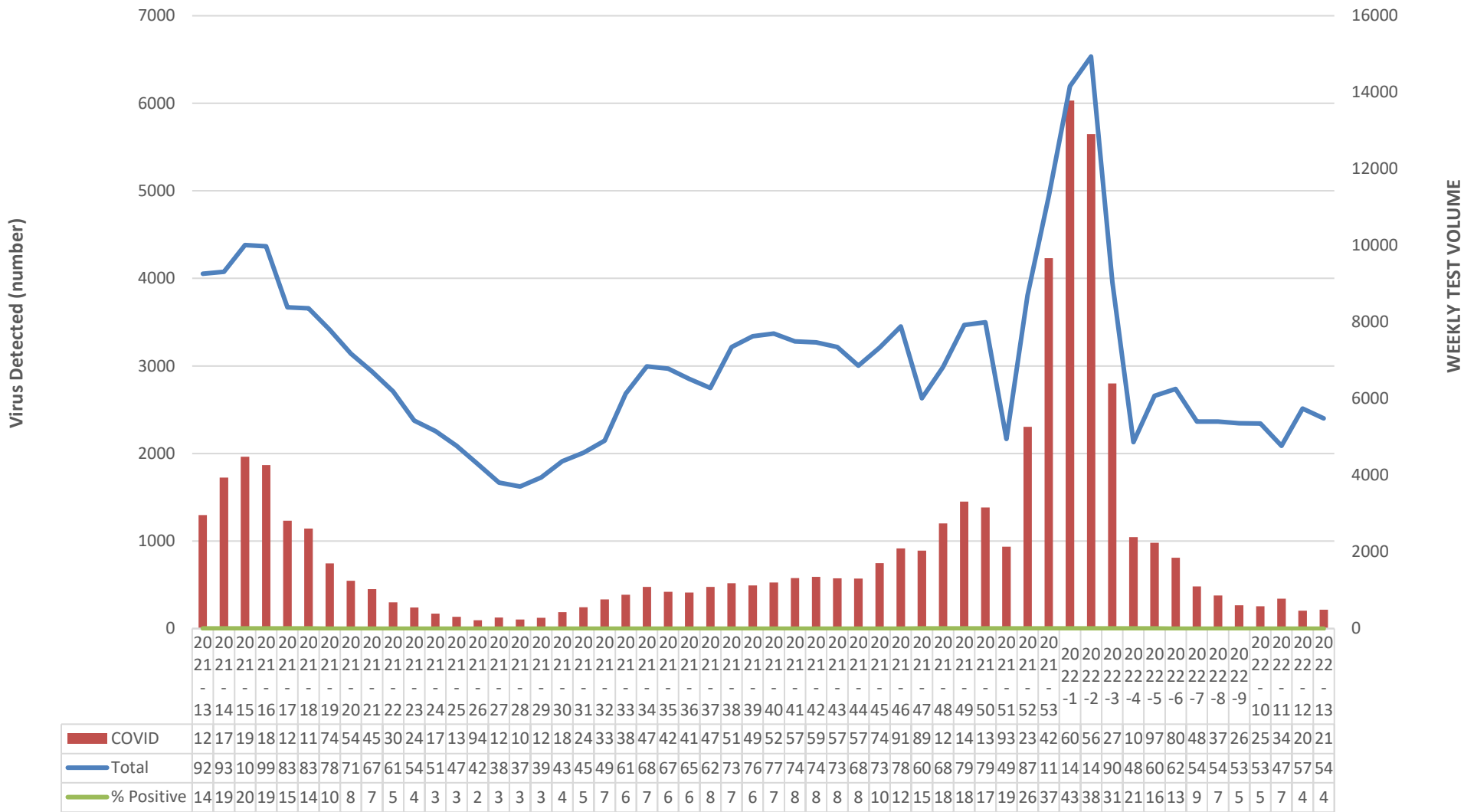
WEEKLY TEST VOLUME



*~SARS-CoV-2 data from the RVP is reported on slide 7, CoV data reported above is only seasonal coronaviruses

Beaumont Laboratory COVID-19 Testing

Beaumont



*Beaumont Laboratory data includes retests that may represent persistent infections. For primary infections only, please refer to the MDHHS website https://www.michigan.gov/coronavirus/0,9753,7-406-98163_98173---,00.html

Beaumont Laboratory Influenza and RSV Testing

Beaumont

Virus Detected (number)

WEEKLY TEST VOLUME

	2022-1	2022-2	2022-3	2022-4	2022-5	2022-6	2022-7	2022-8	2022-9	2022-10	2022-11	2022-12	2022-13
Flu B	0	0	0	0	0	0	0	0	0	0	0	1	0
Flu A	46	23	22	13	10	8	21	21	20	45	87	149	169
RSV	34	24	17	8	6	7	7	11	11	14	6	9	6
Total	3841	3786	3156	2695	2453	2684	2496	2396	2296	2272	2436	2559	2488
% Positive	2.1%	1.2%	1.2%	0.8%	0.7%	0.6%	1.1%	1.3%	1.4%	2.6%	3.8%	6.2%	7.0%