

# Respiratory Virus Summary (2019-2020 Season)

*Week: 2019-47*

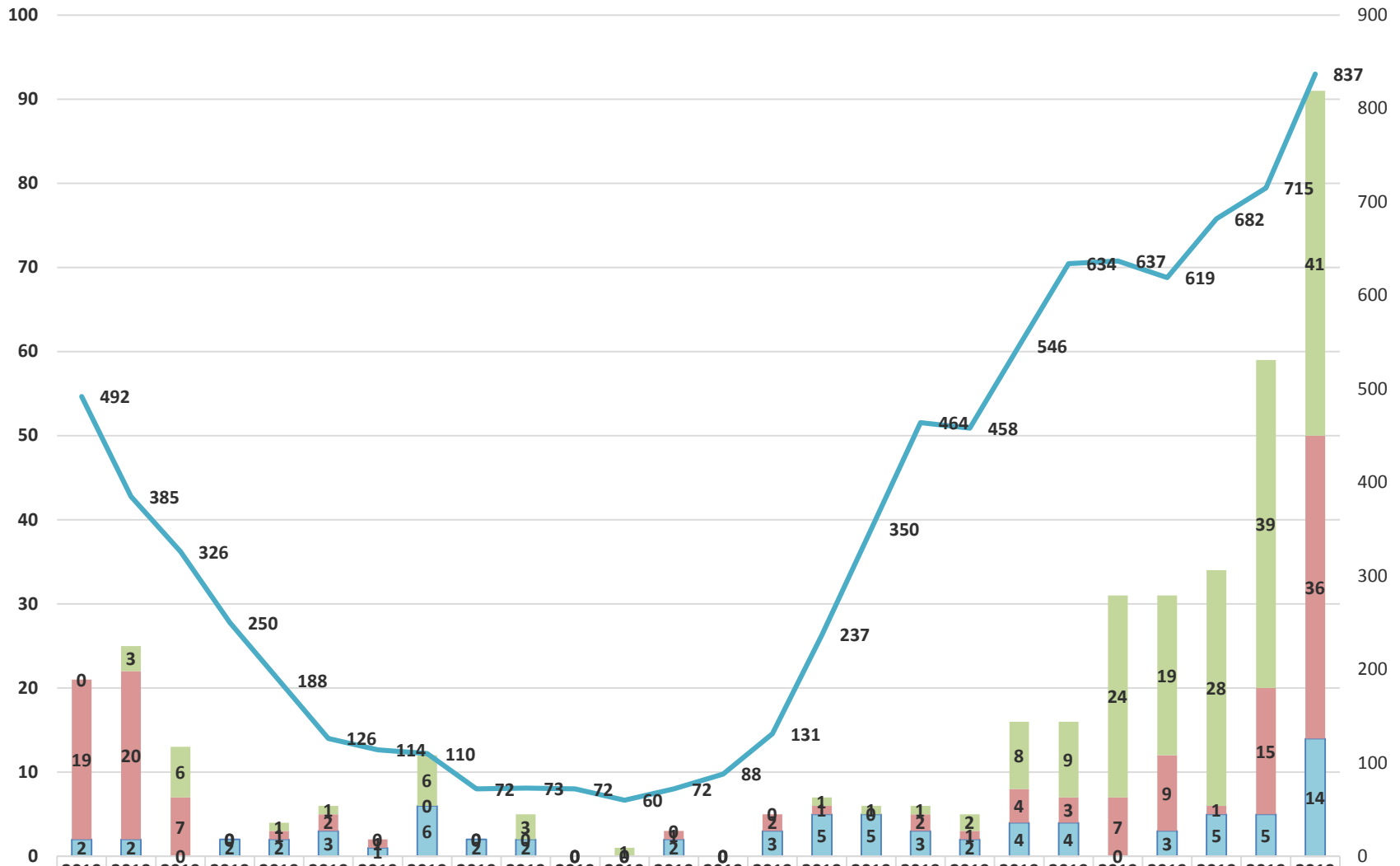
*Ending November 23, 2019*

**Beaumont**

# Rapid Influenza & RSV by PCR

**Beaumont**

Virus Detected (number)



	2019-22	2019-23	2019-24	2019-25	2019-26	2019-27	2019-28	2019-29	2019-30	2019-31	2019-32	2019-33	2019-34	2019-35	2019-36	2019-37	2019-38	2019-39	2019-40	2019-41	2019-42	2019-43	2019-44	2019-45	2019-46	2019-47
RSV	0	3	6	0	1	1	0	6	0	3	0	1	0	0	0	1	1	1	2	8	9	24	19	28	39	41
Flu B	19	20	7	0	1	2	1	0	0	0	0	0	1	0	2	1	0	2	1	4	3	7	9	1	15	36
Flu A	2	2	0	2	2	3	1	6	2	2	0	0	2	0	3	5	5	3	2	4	4	0	3	5	5	14
Total	492	385	326	250	188	126	114	110	72	73	72	60	72	88	131	237	350	464	458	546	634	637	619	682	715	837

# Respiratory Virus Panel by PCR













**Beaumont**

Virus Detected (number)

180  
160  
140  
120  
100  
80  
60  
40  
20  
0

450  
400  
350  
300  
250  
200  
150  
100  
50  
0

2019-22 2019-23 2019-24 2019-25 2019-26 2019-27 2019-28 2019-29 2019-30 2019-31 2019-32 2019-33 2019-34 2019-35 2019-36 2019-37 2019-38 2019-39 2019-40 2019-41 2019-42 2019-43 2019-44 2019-45 2019-46 2019-47

	BocaV	6	4	0	8	3	4	3	3	1	2	1	1	2	3	1	1	4	1	2	4	8	4	2	5
	CoV	3	2	1	1	2	2	1	2	1	2	0	1	0	0	0	1	1	0	0	0	0	1	1	2
	Flu B	1	5	1	0	1	0	0	1	0	1	0	0	0	0	1	0	0	0	0	0	2	1	1	2
	Flu A-pdm2009	0	0	0	0	0	0	0	0	0	0	0	0	1	0	0	1	0	0	0	0	0	0	0	0
	Flu A-H3	0	1	0	1	0	0	0	1	0	2	0	1	1	4	2	1	0	1	0	0	0	0	0	1
	Flu A-H1	0	0	0	0	0	0	0	0	0	0	0	0	0	0	0	0	0	0	0	0	0	0	0	0
	RSV	1	1	5	0	1	1	2	1	1	0	1	1	0	0	2	3	1	0	4	3	8	7	6	11
	PIV 1-4	29	35	26	32	27	18	9	14	9	6	5	6	5	4	0	11	5	17	10	19	23	15	28	35
	hMPV	16	18	9	13	5	7	7	6	6	5	3	4	0	1	5	0	2	2	5	2	8	7	6	5
	hRV/EV	60	61	55	69	55	31	27	43	22	29	28	30	35	32	29	87	120	133	120	107	102	86	76	85
	Adv	6	11	5	16	10	10	17	12	9	8	8	5	6	12	10	6	5	4	6	6	4	9	7	15
	Total	319	317	286	279	281	223	241	271	208	209	197	208	225	199	212	280	329	362	369	359	399	385	384	392

WEEKLY TEST VOLUME