

# Respiratory Virus Summary (2019-2020 Season)

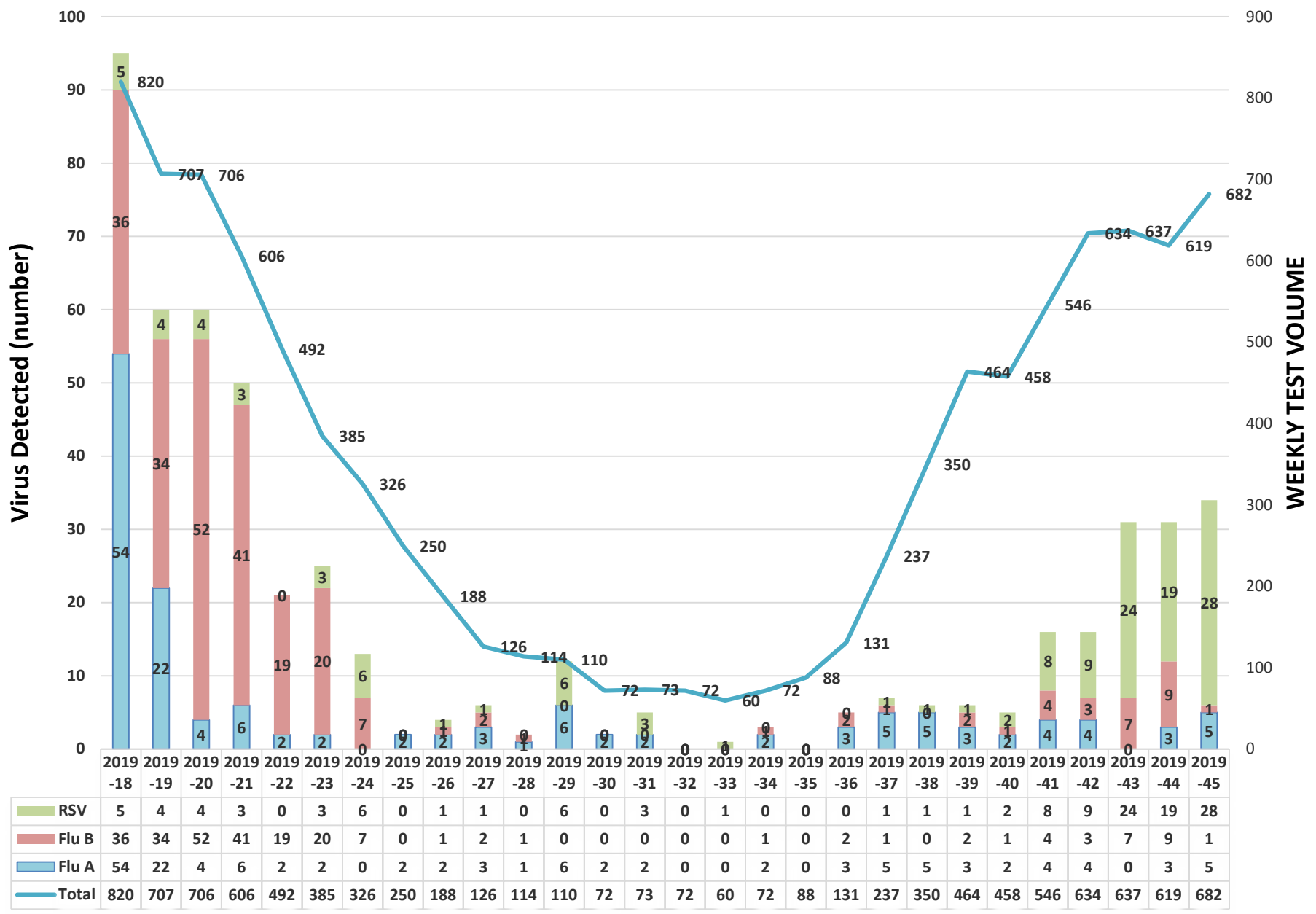
*Week: 2019-45*

*Ending November 9, 2019*

**Beaumont**

# Rapid Influenza & RSV by PCR

**Beaumont**



# Respiratory Virus Panel by PCR

**Beaumont**













Virus Detected (number)

200  
180  
160  
140  
120  
100  
80  
60  
40  
20  
0

WEEKLY TEST VOLUME

450  
400  
350  
300  
250  
200  
150  
100  
50  
0

2019-19 2019-20 2019-21 2019-22 2019-23 2019-24 2019-25 2019-26 2019-27 2019-28 2019-29 2019-30 2019-31 2019-32 2019-33 2019-34 2019-35 2019-36 2019-37 2019-38 2019-39 2019-40 2019-41 2019-42 2019-43 2019-44 2019-45

	BocaV	6	7	1	6	4	0	8	3	4	3	3	1	2	1	1	2	3	1	3	1	1	4	1	2	4	8	4
	CoV	13	8	5	3	2	1	1	2	2	1	2	1	2	0	1	0	0	1	0	0	1	0	0	0	0	0	1
	Flu B	5	5	2	1	5	1	0	1	0	0	1	0	0	0	0	0	0	1	0	0	0	0	0	0	0	2	1
	Flu A-pdm2009	1	1	0	0	0	0	0	0	0	0	0	0	0	0	0	1	0	0	0	1	0	0	0	0	0	0	0
	Flu A-H3	2	0	1	0	1	0	1	0	0	0	0	1	0	2	0	1	1	4	2	1	0	1	0	0	0	0	0
	Flu A-H1	0	0	0	0	0	0	0	0	0	0	0	0	0	0	0	0	0	0	0	0	0	0	0	0	0	0	0
	RSV	0	2	0	1	1	5	0	1	1	2	1	1	0	1	1	1	0	0	2	3	1	0	4	3	8	7	6
	PIV 1-4	45	32	33	29	35	26	32	27	18	9	14	9	6	5	6	5	4	0	11	5	17	10	19	23	15	28	35
	hMPV	35	15	16	16	18	9	13	5	7	7	6	6	5	3	4	0	1	5	0	2	2	5	2	8	7	6	6
	hRV/EV	66	62	82	60	61	55	69	55	31	27	43	22	29	28	30	35	32	29	87	120	133	120	107	102	86	76	85
	Adv	6	8	10	6	11	5	16	10	10	17	12	9	8	8	5	6	12	10	6	5	4	6	6	4	9	7	15
	Total	340	329	334	319	317	286	279	281	223	241	271	208	209	197	208	225	199	212	280	329	362	369	359	399	385	384	392