

Respiratory Virus Summary (2019-2020 Season)

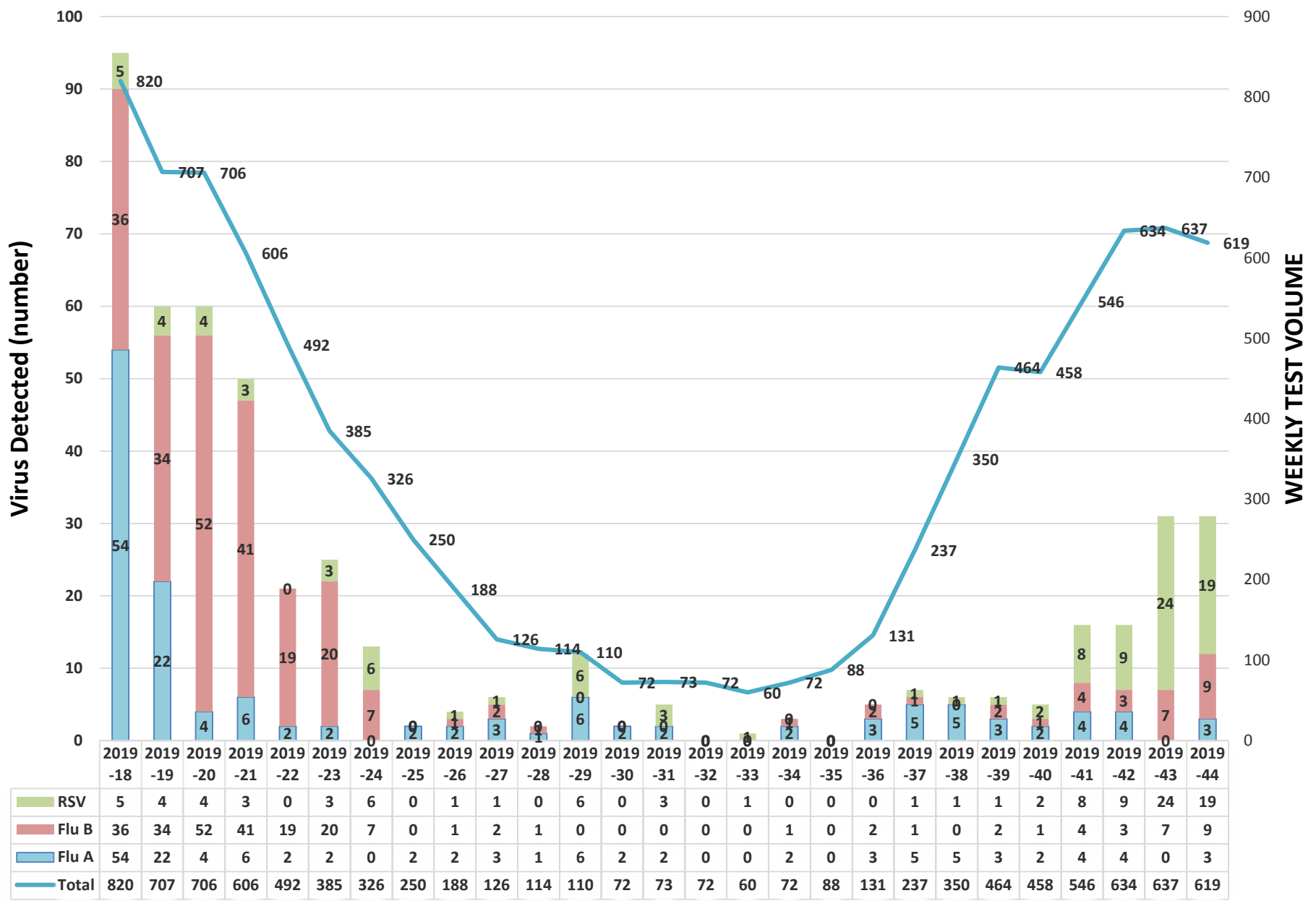
Week: 2019-44

Ending November 2, 2019

Beaumont

Rapid Influenza & RSV by PCR

Beaumont



Respiratory Virus Panel by PCR

Beaumont













Virus Detected (number)

200
180
160
140
120
100
80
60
40
20
0

450
400
350
300
250
200
150
100
50
0

WEEKLY TEST VOLUME

2019 -18 2019 -19 2019 -20 2019 -21 2019 -22 2019 -23 2019 -24 2019 -25 2019 -26 2019 -27 2019 -28 2019 -29 2019 -30 2019 -31 2019 -32 2019 -33 2019 -34 2019 -35 2019 -36 2019 -37 2019 -38 2019 -39 2019 -40 2019 -41 2019 -42 2019 -43 2019 -44

	BocaV	4	6	7	1	6	4	0	8	3	4	3	1	2	1	1	2	3	1	3	1	1	4	1	2	4	8
	CoV	17	13	8	5	3	2	1	1	2	2	1	2	0	1	0	0	0	1	0	0	0	1	1	0	0	0
	Flu B	2	5	5	2	1	5	1	0	1	0	0	1	0	1	0	0	0	0	1	0	0	0	0	0	0	2
	Flu A-pdm2009	4	1	1	0	0	0	0	0	0	0	0	0	0	0	0	0	0	1	0	0	1	0	0	0	0	0
	Flu A-H3	3	2	0	1	0	1	0	1	0	0	0	0	1	0	2	0	1	1	4	2	1	0	1	0	0	0
	Flu A-H1	0	0	0	0	0	0	0	0	0	0	0	0	0	0	0	0	0	0	0	0	0	0	0	0	0	0
	RSV	2	0	2	0	1	1	5	0	1	1	2	1	1	0	1	1	1	0	0	2	3	1	0	4	3	8
	PIV 1-4	24	45	32	33	29	35	26	32	27	18	9	14	9	6	5	6	5	4	0	11	5	17	10	19	23	15
	hMPV	20	35	15	16	16	18	9	13	5	7	7	6	6	5	3	4	0	1	5	0	2	2	5	2	8	7
	hRV/EV	63	66	62	82	60	61	55	69	55	31	27	43	22	29	28	30	35	32	29	87	120	133	120	107	102	86
	Adv	6	6	8	10	6	11	5	16	10	10	17	12	9	8	8	5	6	12	10	6	5	4	6	6	4	9
	Total	329	340	329	334	319	317	286	279	281	223	241	271	208	209	197	208	225	199	212	280	329	362	369	359	399	385