

Respiratory Virus Summary (2018-2019 Season)

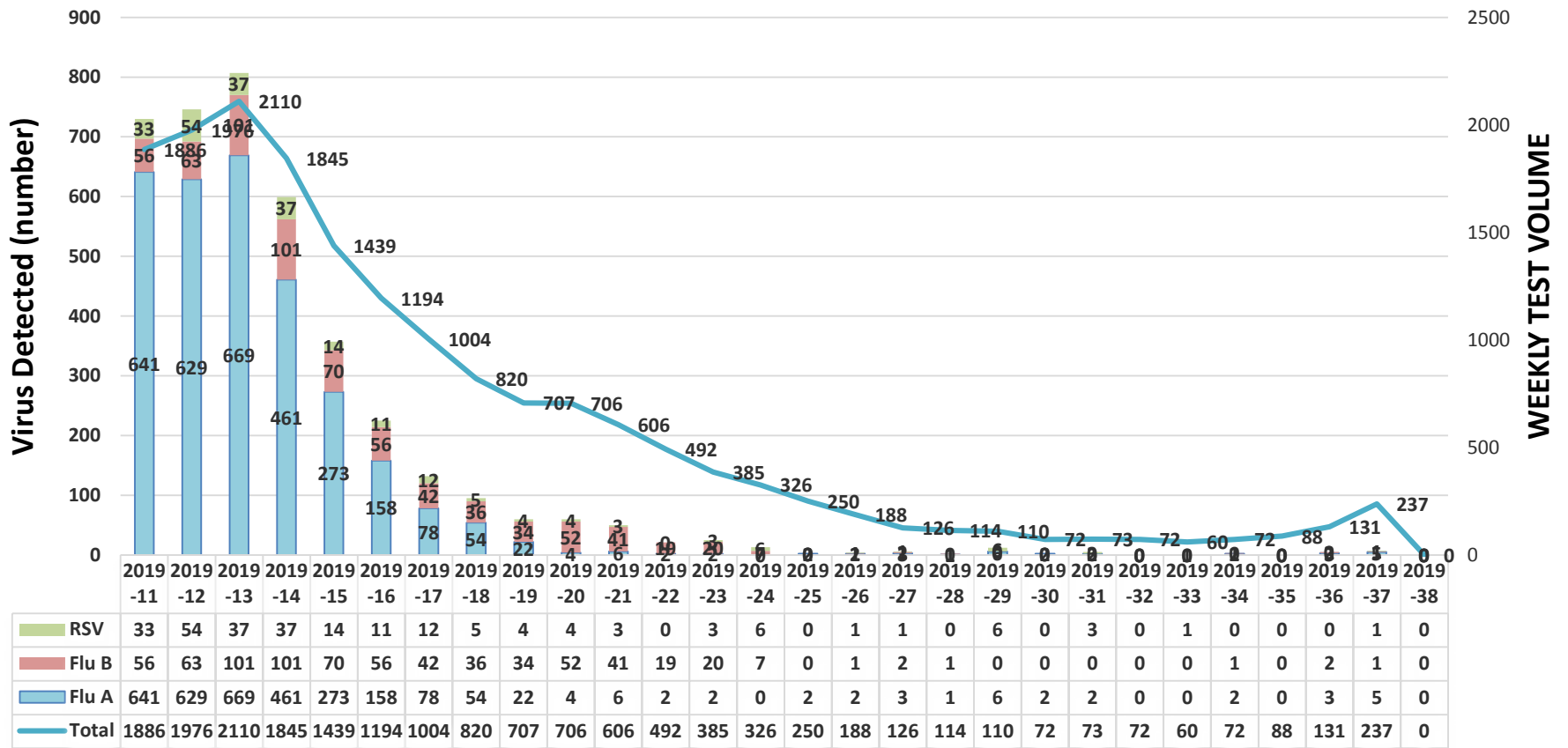
Week: 2019-38

Ending September 21, 2019

Beaumont

Rapid Influenza & RSV by PCR

Beaumont



Unable to collect data for week 38.

Respiratory Virus Panel by PCR

Beaumont







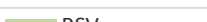



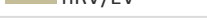

Virus Detected (number)

250
200
150
100
50
0

WEEKLY TEST VOLUME

500
450
400
350
300
250
200
150
100
50
0

2019-13 2019-14 2019-15 2019-16 2019-17 2019-18 2019-19 2019-20 2019-21 2019-22 2019-23 2019-24 2019-25 2019-26 2019-27 2019-28 2019-29 2019-30 2019-31 2019-32 2019-33 2019-34 2019-35 2019-36 2019-37 2019-38

	6	3	10	6	2	4	6	7	1	6	4	0	8	3	4	3	3	1	2	1	1	2	3	1	3	1
	49	39	26	31	6	17	13	8	5	3	2	1	1	2	2	1	2	1	2	0	1	0	1	0	0	
	4	3	3	4	5	2	5	5	2	1	5	1	0	1	0	0	1	0	1	0	0	0	0	0	0	
	18	15	2	5	4	4	1	1	0	0	0	0	0	0	0	0	0	0	0	0	0	0	1	0	1	
	40	21	23	17	7	3	2	0	1	0	1	0	1	0	0	0	0	1	0	2	0	1	1	4	2	
	0	0	0	0	0	0	0	0	0	0	0	0	0	0	0	0	0	0	0	0	0	0	0	0	0	
	15	4	2	2	3	2	0	2	0	1	1	5	0	1	1	2	1	1	0	1	1	1	0	2	3	
	16	20	20	29	21	24	45	32	33	29	35	26	32	27	18	9	14	9	6	5	6	5	4	0	11	
	24	34	41	19	22	20	35	15	16	16	18	9	13	5	7	7	6	6	5	3	4	0	1	5	0	
	44	34	46	37	49	63	66	62	82	60	61	55	69	55	31	27	43	22	29	28	30	35	32	29	87	
	6	10	11	7	3	6	6	8	10	6	11	5	16	10	10	17	12	9	8	8	5	6	12	10	6	
	473	385	447	423	342	329	340	329	334	319	317	286	279	281	223	241	271	208	209	197	208	225	199	212	280	