

Respiratory Virus Summary (2018-2019 Season)

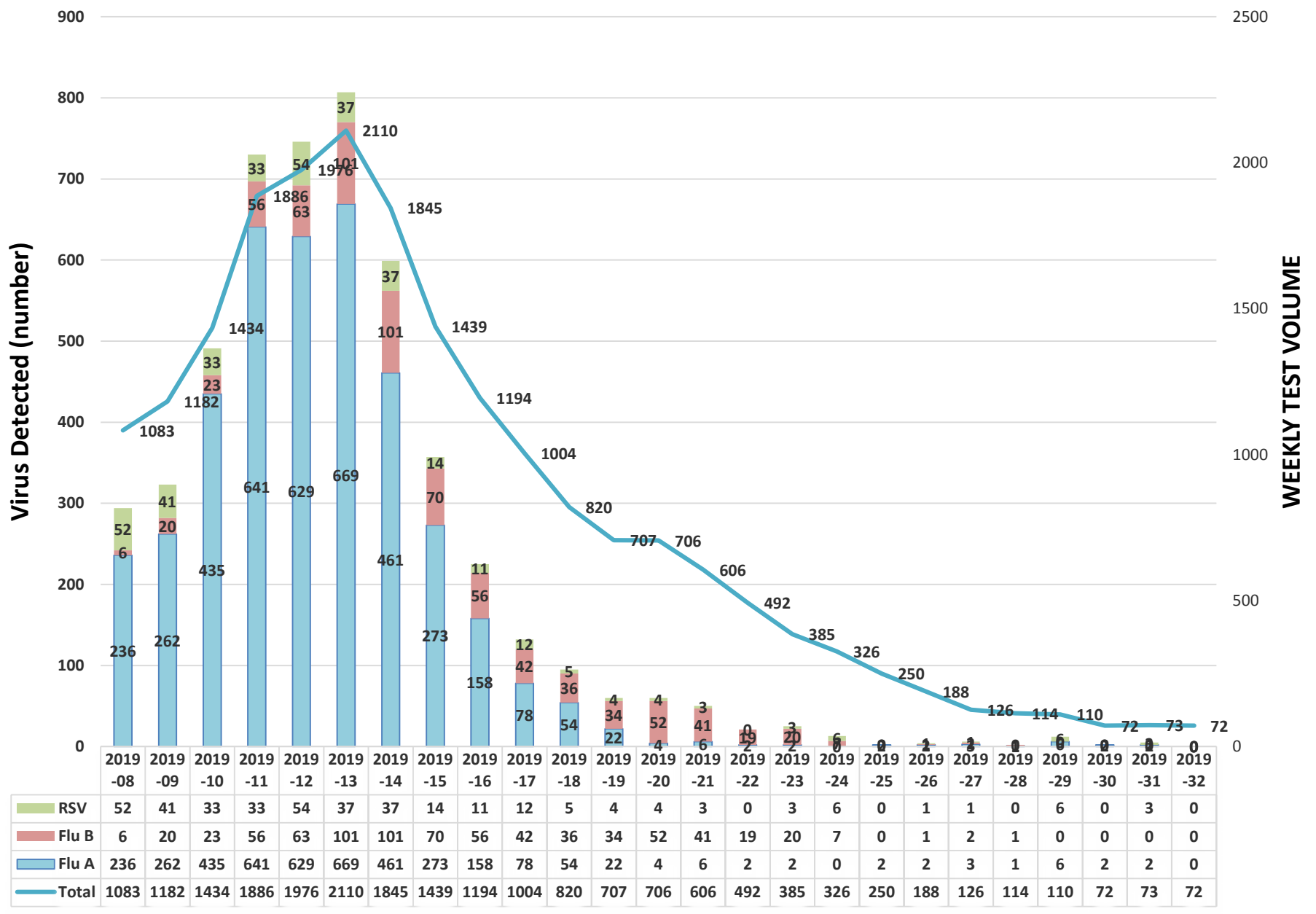
Week: 2019-32

Ending August 10, 2019

Beaumont

Rapid Influenza & RSV by PCR

Beaumont



Respiratory Virus Panel by PCR

Beaumont







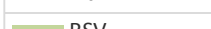

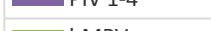



Virus Detected (number)

250
200
150
100
50
0

600
500
400
300
200
100
0

WEEKLY TEST VOLUME

2019-08 2019-09 2019-10 2019-11 2019-12 2019-13 2019-14 2019-15 2019-16 2019-17 2019-18 2019-19 2019-20 2019-21 2019-22 2019-23 2019-24 2019-25 2019-26 2019-27 2019-28 2019-29 2019-30 2019-31 2019-32

	10	7	4	6	5	6	3	10	6	2	4	6	7	1	6	4	0	8	3	4	3	3	1	2	1
	21	23	36	43	45	49	39	26	31	6	17	13	8	5	3	2	1	2	2	1	2	1	2	0	
	2	1	2	5	3	4	3	4	5	2	5	5	2	1	5	1	0	1	0	0	0	1	0	0	
	10	16	21	22	12	18	15	2	5	4	4	1	1	0	0	0	0	0	0	0	0	0	0	0	
	8	11	26	24	30	40	21	23	17	7	3	2	0	1	0	1	0	1	0	0	0	0	1	2	
	0	0	0	0	0	0	0	0	0	0	0	0	0	0	0	0	0	0	0	0	0	0	0	0	
	14	24	7	7	8	15	4	2	2	3	2	0	2	0	1	1	5	0	1	1	2	1	1	1	
	5	7	13	11	9	16	20	20	29	21	24	45	32	33	29	35	26	32	27	18	9	14	9	6	
	10	33	25	28	32	24	34	41	19	22	20	35	15	16	16	18	9	13	5	7	7	6	6	5	
	33	39	41	57	46	44	34	46	37	49	63	66	62	82	60	61	55	69	55	31	27	43	22	28	
	4	2	7	10	11	6	10	11	7	3	6	6	8	10	6	11	5	16	10	10	17	12	9	8	
	364	405	448	479	476	473	385	447	423	342	329	340	329	334	319	317	286	279	281	223	241	271	208	197	